



**KWAME NKUMAH  
UNIVERSITY  
OF SCIENCE AND  
TECHNOLOGY, KUMASI**

# **Basic Statistics** for 56th Congregation

March, 2023





KWAME NKURUMAH UNIVERSITY  
OF SCIENCE AND TECHNOLOGY, KUMASI

# Basic Statistics for 56th Congregation

March, 2023

## ABSTRACT

The objective of this report is to provide an overview of student enrollment process, academic performance, faculty and non-faculty demographics and other relevant information at the Kwame Nkrumah University of Science and Technology (KNUST) for the 2021/2022 academic year. This report is to present to you, our guest, and the general public attending the 56th Congregation of the University, information covering student population and staff strength. For this academic year, we received a total of 73,720 applications of which 29,741(40%) were females and 43,979 (60%) males. Of this total applications, only 42,019 were admitted and 29,420 enrolled as new entrants. The report shows that the university has a total enrollment of 85,565 students, with the largest college being College of Humanities and Social Sciences, followed by College of Art and Built Environment. The gender distribution of enrolled students is 38% females and 62% males. The report shows that our current staff strength is 3,496 with 28% females and 72% males. Additionally, the report includes information on STEM and NON STEM programmes by faculty, Affiliates, international students, hostels occupancy and halls of residence.

A total of 13,726 undergraduates made up of 5,306(39%) females and 8420(61%) males are being presented for this graduation. A total of 2,836 postgraduates made up of 897(32%) females and 1,939(68%) males are being presented for this graduation.

## Contents

Abstract	ii
Graduands Distribution for Undergraduate by College, Faculty, Class and Gender	1
Graduands Distribution for Undergraduate Programmes by College, Faculty, Class and Gender	3
Graduands Distribution for Postgraduate Programmes by College, Faculty, Class and Gender	9
College of Art and Built Environment	9
College of Agriculture and Natural Resources	12
College of Engineering	14
College of Health Sciences	16
College of Humanities and Social Sciences	18
College of Science	20
Institute of Distance Learning	23
Summary of Graduands Distribution of Colleges, Graduation Type, and Gender	29
Graduands Distribution of Affiliate Institutions	30
Application and Admission Info by College	31
Application and Admission Info by College and Gender	32
Application and Admission Info by College and Gender With Grand Total	33
Current Student Information by Gender	33
Application and Admission Info by College, Faculty and Gender	34
Undergraduate Application and Admission Info by College and Gender	36
Postgraduate Application and Admission Info by College and Gender	37
Student Enrolment by College, Faculty and Gender	38
Student Enrolment by College and Gender	39
Undergraduate Enrolment of Ghanaian Students	40
Postgraduate Enrolment of Ghanaian Students	41
Enrolment by International Students	42
Undergraduate Enrolment by College, Faculty, Department, Programme and Gender	43

Postgraduate Enrolment by College, Faculty, Department, Programme and Gender	54
Affiliate Application and Admission Info by College and Gender	75
Enrolment of Students by Country	76
Enrolment of Students by Nationality	77
Gender Distribution (Junior Staff)	78
Gender Distribution (Senior Staff)	79
Gender Distribution Senior Members (Academic)	80
Senior Members Academic Staff Rank by Colleges	81
Gender Distribution Senior Members (Administrative and Professional)	82
Senior Members-Stem/Nonstem (Academic)	83
Senior Members- Stem/Nonstem – Gender (Academic)	84
Undergraduate Stem/Nonstem Information by College and Gender	85
Undergraduate Stem/Nonstem Information by College and Faculty	86
Students Enrolment On Stem/Nonstem Programme by College	87
Capacity of Halls/Hostels On and Off Campus	88

## GRADUANDS DISTRIBUTION FOR UNDERGRADUATE BY COLLEGE, FACULTY, CLASS AND GENDER

College	Faculty	First Class			Second Class(Upper Division)			Second Class(Lower Division)			Pass			Distinction			Grand Total Total
		F	M	Total	F	M	Total	F	M	Total	F	M	Total	F	M	Total	
CABE	Faculty of Art	38	51	89	197	254	451	54	78	132							672
	Faculty of Built Environment	30	68	98	188	328	516	63	164	227	2	14	16				857
	<b>Total</b>	<b>68</b>	<b>119</b>	<b>187</b>	<b>385</b>	<b>582</b>	<b>967</b>	<b>117</b>	<b>242</b>	<b>359</b>	<b>2</b>	<b>14</b>	<b>16</b>				<b>1529</b>
CANR	Faculty of Agriculture	12	44	56	91	221	312	83	224	307	3	17	20				695
	Faculty of Renewable Natural Resources	12	17	29	103	105	208	30	94	124		3	3				364
	<b>Total</b>	<b>24</b>	<b>61</b>	<b>85</b>	<b>194</b>	<b>326</b>	<b>520</b>	<b>113</b>	<b>318</b>	<b>431</b>	<b>3</b>	<b>20</b>	<b>23</b>				<b>1059</b>
CoE	Faculty of Civil and Geo-Engineering	43	182	225	52	243	295	20	96	116	1	7	8				644
	Faculty of Electrical and Computer Engineering	27	118	145	28	141	169	12	59	71	2	2	4				389
	Faculty of Mechanical and Chemical Engineering	42	121	163	54	290	344	23	148	171	2	14	16				694
	<b>Total</b>	<b>112</b>	<b>421</b>	<b>533</b>	<b>134</b>	<b>674</b>	<b>808</b>	<b>55</b>	<b>303</b>	<b>358</b>	<b>5</b>	<b>23</b>	<b>28</b>				<b>1727</b>
CoHS	Faculty of Allied Health Sciences	38	34	72	154	89	243	47	32	79	3		3				397
	Faculty of Pharmacy and Pharmaceutical Sciences		2	2	6	10	16	6	9	15	155	221	376				409
	School of Medicine and Dentistry										248	279	527				527
	School of Public Health	15	5	20	43	16	59	17	5	22							101
	School of Veterinary Medicine										5	17	22				22
	<b>Total</b>	<b>53</b>	<b>41</b>	<b>94</b>	<b>203</b>	<b>115</b>	<b>318</b>	<b>70</b>	<b>46</b>	<b>116</b>	<b>411</b>	<b>517</b>	<b>928</b>				<b>1456</b>
CoHSS	Faculty of Law	2	3	5	54	29	83	31	47	78		4	4				170
	Faculty of Social Sciences	86	95	181	411	399	810	275	318	593	26	29	55				1639
	KNUST School of Business	159	199	358	304	299	603	85	76	161	2	2	4				1126
	<b>Total</b>	<b>247</b>	<b>297</b>	<b>544</b>	<b>769</b>	<b>727</b>	<b>1496</b>	<b>391</b>	<b>441</b>	<b>832</b>	<b>28</b>	<b>35</b>	<b>63</b>				<b>2935</b>

GRADUANDS DISTRIBUTION FOR UNDERGRADUATE BY COLLEGE, FACULTY, CLASS AND GENDER

College	Faculty	First Class			Second Class(Upper Division)			Second Class(Lower Division)			Pass			Distinction			Grand Total Total
		F	M	Total	F	M	Total	F	M	Total	F	M	Total	F	M	Total	
CoS	Faculty of Biosciences	66	81	147	245	198	443	87	89	176	31	50	81				847
	Faculty of Physical and Computational Sciences	66	162	228	169	437	606	72	220	292		6	6				1132
	<b>Total</b>	<b>132</b>	<b>243</b>	<b>375</b>	<b>414</b>	<b>635</b>	<b>1049</b>	<b>159</b>	<b>309</b>	<b>468</b>	<b>31</b>	<b>56</b>	<b>87</b>				<b>1979</b>
IDL	NULL	39	48	87	355	620	975	665	961	1626	119	219	338	8	7	15	3041
	<b>Total</b>	<b>39</b>	<b>48</b>	<b>87</b>	<b>355</b>	<b>620</b>	<b>975</b>	<b>665</b>	<b>961</b>	<b>1626</b>	<b>119</b>	<b>219</b>	<b>338</b>	<b>8</b>	<b>7</b>	<b>15</b>	<b>3041</b>
<b>Grand Total</b>		<b>675</b>	<b>1230</b>	<b>1905</b>	<b>2454</b>	<b>3679</b>	<b>6133</b>	<b>1570</b>	<b>2620</b>	<b>4190</b>	<b>599</b>	<b>884</b>	<b>1483</b>	<b>8</b>	<b>7</b>	<b>15</b>	<b>13726</b>

## GRADUANDS DISTRIBUTION FOR UNDERGRADUATE PROGRAMMES BY COLLEGE, FACULTY, CLASS AND GENDER

College	Faculty	Programme	First Class			Second Class(Upper Division)			Second Class(Lower Division)			Pass			Distinction			Grand Total
			F	M	T	F	M	T	F	M	T	F	M	T	F	M	T	
CABE	Faculty of Art	Bachelor of Art (Communication Design)	6	17	23	40	71	111	6	4	10							144
		Bachelor of Art (Industrial Art)				1		1		1	1							2
		Bachelor of Art (Integrated Rural Art and Industry)	10	11	21	34	70	104	2	20	22							147
		Bachelor of Art (Metal Product Design Technology)	4		4	5	6	11		2	2							17
		Bachelor of Art (Publishing Studies)	6	11	17	43	50	93	20	19	39							149
		Bachelor of Fine Art	2	10	12	5	28	33	5	23	28							73
		BSc. (Fashion Design)	2	1	3	41	6	47	15	3	18							68
		BSc. (Textile Design and Technology)	7	1	8	24	14	38	5	2	7							53
		BSc. Ceramic Technology	1		1	4	9	13	1	4	5							19
	<b>Faculty Total</b>	<b>38</b>	<b>51</b>	<b>89</b>	<b>197</b>	<b>254</b>	<b>451</b>	<b>54</b>	<b>78</b>	<b>132</b>							<b>672</b>	
	Faculty of Built Environment	BSc. (Architecture)	6	8	14	32	34	66	6	17	23							103
		BSc. (Construction Technology and Management)	1	13	14	9	58	67	2	27	29	2	2					112
		BSc. (Development Planning)	11	16	27	44	57	101	7	7	14							142
		BSc. (Human Settlement Planning)	3	9	12	20	67	87	6	35	41							140
		BSc. (Land Economy)	4	6	10	37	29	66	16	30	46	2	2					124
		BSc. (Quantity Surveying and Construction Economics)	4	11	15	22	58	80	6	22	28	1	1					124
		BSc. (Real Estate)	1	5	6	24	25	49	20	26	46	2	9	11				112
<b>Faculty Total</b>		<b>30</b>	<b>68</b>	<b>98</b>	<b>188</b>	<b>328</b>	<b>516</b>	<b>63</b>	<b>164</b>	<b>227</b>	<b>2</b>	<b>14</b>	<b>16</b>				<b>857</b>	
<b>College Total</b>	<b>68</b>	<b>119</b>	<b>187</b>	<b>385</b>	<b>582</b>	<b>967</b>	<b>117</b>	<b>242</b>	<b>359</b>	<b>2</b>	<b>14</b>	<b>16</b>				<b>1529</b>		



## GRADUANDS DISTRIBUTION FOR UNDERGRADUATE PROGRAMMES BY COLLEGE, FACULTY, CLASS AND GENDER

College	Faculty	Programme	First Class			Second Class(Upper Division)			Second Class(Lower Division)			Pass			Distinction			Grand Total
			F	M	T	F	M	T	F	M	T	F	M	T	F	M	T	
CANR	Faculty of Agriculture	BSc. (Agribusiness Management)	3	18	21	26	58	84	15	57	72	1	3	4				181
		BSc. (Agricultural Biotechnology)	4	9	13	19	40	59	9	24	33							105
		BSc. (Agriculture)	4	17	21	38	111	149	49	116	165	2	13	15				350
		BSc. (Landscape Design and Management)	1		1	8	12	20	10	27	37							58
		BSc. (Post Harvest Technology)											1	1				1
	<b>Faculty Total</b>	<b>12</b>	<b>44</b>	<b>56</b>	<b>91</b>	<b>221</b>	<b>312</b>	<b>83</b>	<b>224</b>	<b>307</b>	<b>3</b>	<b>17</b>	<b>20</b>				<b>695</b>	
	Faculty of Renewable Natural Resources	BSc. (Aquaculture and Water Resources Management)	1		1	8	6	14	5	6	11							26
		BSc. (Forest Resources Technology)	2	4	6	29	36	65	7	42	49	2	2					122
		BSc. (Natural Resources Management)	9	13	22	66	63	129	18	46	64	1	1					216
		<b>Faculty Total</b>	<b>12</b>	<b>17</b>	<b>29</b>	<b>103</b>	<b>105</b>	<b>208</b>	<b>30</b>	<b>94</b>	<b>124</b>	<b>3</b>	<b>3</b>					<b>364</b>
<b>College Total</b>	<b>24</b>	<b>61</b>	<b>85</b>	<b>194</b>	<b>326</b>	<b>520</b>	<b>113</b>	<b>318</b>	<b>431</b>	<b>3</b>	<b>20</b>	<b>23</b>				<b>1059</b>		
CoE	Faculty of Civil and Geo-Engineering	BSc. (Civil Engineering)	13	57	70	14	72	86	7	43	50	1	1					207
		BSc. (Geological Engineering)	9	35	44	15	50	65	1	19	20	5	5					134
		BSc. (Geomatic Engineering)	3	22	25	6	61	67	4	20	24	1	1					117
		BSc. (Petrochemical Engineering)	5	30	35	11	30	41	4	7	11	1	1					88
		BSc. (Petroleum Engineering)	13	38	51	6	30	36	4	7	11							98
	<b>Faculty Total</b>	<b>43</b>	<b>182</b>	<b>225</b>	<b>52</b>	<b>243</b>	<b>295</b>	<b>20</b>	<b>96</b>	<b>116</b>	<b>1</b>	<b>7</b>	<b>8</b>				<b>644</b>	
	Faculty of Electrical and Computer Engineering	BSc. (Biomedical Engineering)	8	12	20	13	10	23	7	15	22	1	1					66
		BSc. (Computer Engineering)	2	29	31	3	46	49	3	23	26	1	1	2				108
		BSc. (Electrical and Electronic Engineering)	12	44	56	8	53	61		9	9							126
		BSc. (Telecommunication Engineering)	5	33	38	4	32	36	2	12	14	1	1					89
<b>Faculty Total</b>	<b>27</b>	<b>118</b>	<b>145</b>	<b>28</b>	<b>141</b>	<b>169</b>	<b>12</b>	<b>59</b>	<b>71</b>	<b>2</b>	<b>2</b>	<b>4</b>				<b>389</b>		

GRADUANDS DISTRIBUTION FOR UNDERGRADUATE PROGRAMMES BY COLLEGE, FACULTY, CLASS AND GENDER

			First Class			Second Class(Upper Division)			Second Class(Lower Division)			Pass			Distinction			Grand Total		
College	Faculty	Programme	F	M	T	F	M	T	F	M	T	F	M	T	F	M	T			
CoE	Faculty of Mechanical and Chemical Engineering	BSc. (Aerospace Engineering)	2	13	15	1	18	19	1	3	4		1	1					39	
		BSc. (Agricultural Engineering)	4	11	15	12	40	52	7	33	40									107
		BSc. (Chemical Engineering)	18	34	52	9	38	47	2	8	10	1			1					110
		BSc. (Materials Engineering)	9	10	19	11	38	49	3	19	22			4	4					94
		BSc. (Mechanical Engineering)	2	40	42	6	64	70		37	37	1	4	5						154
		BSc. (Metallurgical Engineering)	6	7	13	8	49	57	4	19	23			4	4					97
		BSc. Automobile Eng.				1	14	15		18	18									33
		BSc. Industrial Eng.	1	3	4	4	20	24	3	7	10									38
		BSc. Marine Eng.		3	3	2	9	11	3	4	7			1	1					22
		<b>Faculty Total</b>		<b>42</b>	<b>121</b>	<b>163</b>	<b>54</b>	<b>290</b>	<b>344</b>	<b>23</b>	<b>148</b>	<b>171</b>	<b>2</b>	<b>14</b>	<b>16</b>					<b>694</b>
<b>College Total</b>		<b>112</b>	<b>421</b>	<b>533</b>	<b>134</b>	<b>674</b>	<b>808</b>	<b>55</b>	<b>303</b>	<b>358</b>	<b>5</b>	<b>23</b>	<b>28</b>					<b>1727</b>		
CoHS	Faculty of Allied Health Sciences	BSc. (Medical Laboratory Technology)	2	7	9	15	36	51	7	11	18								78	
		BSc. (Midwifery)	19		19	72		72	25		25	1		1					117	
		BSc. (Nursing)	8	15	23	24	10	34	4	5	9	1		1					67	
		BSc. (Sonography)								1		1	1		1				2	
		BSc. Medical Imaging (BSc. Sonography)	7	6	13	11	21	32	4	8	12									57
		BSc. Nursing (Emergency Nursing)	2	5	7	15	7	22	2	1	3									32
		BSc. Physiotherapy and Sports Science (BSc. Sports and Exercise Science)		1	1	17	15	32	4	7	11									44
		<b>Faculty Total</b>		<b>38</b>	<b>34</b>	<b>72</b>	<b>154</b>	<b>89</b>	<b>243</b>	<b>47</b>	<b>32</b>	<b>79</b>	<b>3</b>		<b>3</b>					<b>397</b>
	Faculty of Pharmacy and Pharmaceutical Sciences	BSc. (Herbal Medicine)		2	2	6	10	16	6	9	15								33	
	Pharm D (Doctor of Pharmacy)											155	221	376				376		
<b>Faculty Total</b>			<b>2</b>	<b>2</b>	<b>6</b>	<b>10</b>	<b>16</b>	<b>6</b>	<b>9</b>	<b>15</b>	<b>155</b>	<b>221</b>	<b>376</b>					<b>409</b>		

GRADUANDS DISTRIBUTION FOR UNDERGRADUATE PROGRAMMES BY COLLEGE, FACULTY, CLASS AND GENDER

College	Faculty	Programme	First Class			Second Class(Upper Division)			Second Class(Lower Division)			Pass			Distinction			Grand Total	
			F	M	T	F	M	T	F	M	T	F	M	T	F	M	T		
College	School of Medicine and Dentistry	Bachelor of Dental Surgery (BDS)										16	17	33				33	
		Bachelor of Medicine, Bachelor of Surgery (MB, CHB)											99	118	217				217
		BSc. Human Biology (Dentistry)											16	12	28				28
		BSc. Human Biology (Medicine)											101	104	205				205
		BSc. Physician Assistantship											16	28	44				44
		<b>Faculty Total</b>											<b>248</b>	<b>279</b>	<b>527</b>				<b>527</b>
	School of Public Health	BSc. (Disability and Rehabilitation Studies)	14	4	18	42	16	58	17	5	22								98
		BSc. (Environment and Public Health)	1	1	2	1		1											3
		<b>Faculty Total</b>	<b>15</b>	<b>5</b>	<b>20</b>	<b>43</b>	<b>16</b>	<b>59</b>	<b>17</b>	<b>5</b>	<b>22</b>								<b>101</b>
	School of Veterinary Medicine	Doctor of Veterinary Medicine										5	17	22				22	
		<b>Faculty Total</b>										<b>5</b>	<b>17</b>	<b>22</b>				<b>22</b>	
	<b>College Total</b>		<b>53</b>	<b>41</b>	<b>94</b>	<b>203</b>	<b>115</b>	<b>318</b>	<b>70</b>	<b>46</b>	<b>116</b>	<b>411</b>	<b>517</b>	<b>928</b>				<b>1456</b>	
	CoHSS	Faculty of Law	Bachelor of Laws	2	3	5	54	29	83	31	47	78		4	4				170
			<b>Faculty Total</b>	<b>2</b>	<b>3</b>	<b>5</b>	<b>54</b>	<b>29</b>	<b>83</b>	<b>31</b>	<b>47</b>	<b>78</b>		<b>4</b>	<b>4</b>				<b>170</b>
		Faculty of Social Sciences	Bachelor of Arts (Akan)				6	3	9	8	3	11	1		1				21
Bachelor of Arts (Culture and Tourism)			11	7	18	36	38	74	23	26	49		1	1				142	
Bachelor of Arts (Economics)			12	18	30	32	58	90	24	36	60	1	1	2				182	
Bachelor of Arts (English)			2	6	8	31	6	37	43	8	51	5	2	7				103	
Bachelor of Arts (French)			10	5	15	20	5	25	11	4	15	1	1	2				57	
Bachelor of Arts (Geography and Rural Development)			8	11	19	42	74	116	22	38	60	1	1	2				197	
Bachelor of Arts (History)			7	10	17	31	58	89	24	52	76	2	4	6				188	
Bachelor of Arts (Political Studies)			13	13	26	65	38	103	30	49	79	6	5	11				219	
Bachelor of Arts (Religious Studies)		1	1	15	20	35	7	19	26	1	2	3				65			

GRADUANDS DISTRIBUTION FOR UNDERGRADUATE PROGRAMMES BY COLLEGE, FACULTY, CLASS AND GENDER

College	Faculty	Programme	First Class			Second Class(Upper Division)			Second Class(Lower Division)			Pass			Distinction			Grand Total		
			F	M	T	F	M	T	F	M	T	F	M	T	F	M	T			
KNUST School of Business		Bachelor of Arts (Social Work)	7	4	11	50	42	92	43	39	82	4	4					189		
		Bachelor of Arts (Sociology)	16	20	36	83	57	140	40	44	84	8	8	16					276	
		<b>Faculty Total</b>	<b>86</b>	<b>95</b>	<b>181</b>	<b>411</b>	<b>399</b>	<b>810</b>	<b>275</b>	<b>318</b>	<b>593</b>	<b>26</b>	<b>29</b>	<b>55</b>					<b>1639</b>	
	KNUST School of Business		BSc. (Business Administration)	145	199	344	257	286	543	69	74	143	2	2	4					1034
			BSc. (Hospitality and Tourism Management)	14		14	47	13	60	16	2	18								92
			<b>Faculty Total</b>	<b>159</b>	<b>199</b>	<b>358</b>	<b>304</b>	<b>299</b>	<b>603</b>	<b>85</b>	<b>76</b>	<b>161</b>	<b>2</b>	<b>2</b>	<b>4</b>					<b>1126</b>
	<b>College Total</b>			<b>247</b>	<b>297</b>	<b>544</b>	<b>769</b>	<b>727</b>	<b>1496</b>	<b>391</b>	<b>441</b>	<b>832</b>	<b>28</b>	<b>35</b>	<b>63</b>				<b>2935</b>	
	CoS	Faculty of Biosciences	BSc. (Biochemistry)	14	34	48	54	58	112	17	17	34								194
			BSc. (Biological Sciences)	17	18	35	78	76	154	44	38	82	7	8	15					286
BSc. (Environmental Science)			10	16	26	48	49	97	21	29	50		2	2					175	
BSc. (Food Science and Technology)			25	13	38	65	15	80	5	5	10								128	
Doctor of Optometry (OD)													24	40	64				64	
<b>Faculty Total</b>			<b>66</b>	<b>81</b>	<b>147</b>	<b>245</b>	<b>198</b>	<b>443</b>	<b>87</b>	<b>89</b>	<b>176</b>	<b>31</b>	<b>50</b>	<b>81</b>					<b>847</b>	
Faculty of Physical and Computational Sciences			BSc. (Actuarial Science)	30	42	72	27	24	51	2	4	6								129
			BSc. (Chemistry)	6	19	25	24	54	78	13	21	34		1	1					138
			BSc. (Computer Science)	2	19	21	19	111	130	9	57	66								217
			BSc. (Mathematics)	10	28	38	45	70	115	9	31	40								193
			BSc. (Meteorology and Climate Science)			1	1	14	39	53	16	20	36		2	2				92
			BSc. (Physics)	3	8	11	12	65	77	10	57	67		2	2					157
			BSc. (Statistics)	15	45	60	28	74	102	13	30	43		1	1					206
<b>Faculty Total</b>		<b>66</b>	<b>162</b>	<b>228</b>	<b>169</b>	<b>437</b>	<b>606</b>	<b>72</b>	<b>220</b>	<b>292</b>		<b>6</b>	<b>6</b>					<b>1132</b>		
<b>College Total</b>			<b>132</b>	<b>243</b>	<b>375</b>	<b>414</b>	<b>635</b>	<b>1049</b>	<b>159</b>	<b>309</b>	<b>468</b>	<b>31</b>	<b>56</b>	<b>87</b>				<b>1979</b>		

GRADUANDS DISTRIBUTION FOR UNDERGRADUATE PROGRAMMES BY COLLEGE, FACULTY, CLASS AND GENDER

College	Faculty	Programme	First Class			Second Class(Upper Division)			Second Class(Lower Division)			Pass			Distinction			Grand Total	
			F	M	T	F	M	T	F	M	T	F	M	T	F	M	T		
IDL	CENTRE FOR DISTANCE AND CONTINUING EDUCATION	Bachelor of Arts (Social Work)				15	7	22	25	2	27	2		2				51	
		Bachelor of Arts (Sociology)		1	1	3	2	5	5	7	12								18
		BSc. (Actuarial Science)											1	1					1
		BSc. (Agriculture)		1	1	3	47	50	18	65	83		3	3					137
		BSc. (Business Administration)	37	17	54	317	316	633	587	453	1040	71	44	115					1842
		BSc. (Civil Engineering)		3	3	2	23	25	2	29	31		4	4					63
		BSc. (Computer Science)				2	16	18	2	15	17								35
		BSc. (Construction Technology and Management)		2	2	2	19	21	1	86	87		18	18					128
		BSc. (Electrical and Electronic Engineering)		6	6	2	31	33		43	43	1	6	7					89
		BSc. (Geomatic Engineering)		2	2	3	27	30	5	24	29		3	3					64
		BSc. (Information Technology)		2	2	2	40	42	11	76	87	1	1	2					133
		BSc. (Mechanical Engineering)		6	6	1	50	51	1	63	64		8	8					129
		BSc. (Petroleum Engineering)		2	2		7	7		1	1								10
		BSc. (Quantity Surveying and Construction Economics)		1	1	1	22	23	3	63	66		5	5					95
		BSc. (Statistics)		2	4	6	2	13	15	5	34	39		6	6				66
		Diploma (Architectural Technology)											2	28	30		2	2	32
		Diploma (Business Administration)											33	52	85	7	3	10	95
		Diploma (Computer Network Engineering)											2	2					2
		Diploma (Information Technology)											9	37	46	1	2	3	49
		Diploma (Mechanical Engineering)											1	1					1
		Test Programme			1	1													1
Faculty Total		39	48	87	355	620	975	665	961	1626	119	219	338	8	7	15	3041		
<b>College Total</b>		<b>39</b>	<b>48</b>	<b>87</b>	<b>355</b>	<b>620</b>	<b>975</b>	<b>665</b>	<b>961</b>	<b>1626</b>	<b>119</b>	<b>219</b>	<b>338</b>	<b>8</b>	<b>7</b>	<b>15</b>	<b>3041</b>		
<b>Grand Total</b>		<b>675</b>	<b>1230</b>	<b>1905</b>	<b>2454</b>	<b>3679</b>	<b>6133</b>	<b>1570</b>	<b>2620</b>	<b>4190</b>	<b>599</b>	<b>884</b>	<b>1483</b>	<b>8</b>	<b>7</b>	<b>15</b>	<b>13726</b>		

# GRADUANDS DISTRIBUTION FOR POSTGRADUATE PROGRAMMES BY COLLEGE, FACULTY, CLASS AND GENDER

## COLLEGE OF ART AND BUILT ENVIRONMENT

Col	Faculty	Programme	M. ARCH			M.Ed			MA			MFA			MPHIL			MSC			PHD			Grand Total
			F	M	T	F	M	T	F	M	T	F	M	T	F	M	T	F	M	T	F	M	T	
		MA. PUBLISHING STUDIES							1	1													1	
		MFA. JEWELLERY AND METALSMITHING										1	1										1	
		MFA. PAINTING										3	3										3	
		MFA. PAINTING & SCULPTURE									1	3	4										4	
		MFA. TEXTILE DESIGN									1	1											1	
		MPHIL. AFRICAN ART AND CULTURE													3	3							3	
		MPHIL. COMMUNICATION DESIGN													1	2	3						3	
		MPHIL. FASHION DESIGN TECHNOLOGY													6	2	8						8	
		MPHIL. INTEGRATED ART													2	1	3						3	
		MPHIL. TEXTILE DESIGN TECHNOLOGY													1	1	2						2	
		MSc. CREATIVE ART THERAPY																1	1	2			2	
		PHD. AFRICAN ART AND CULTURE																			2	2	2	
		PHD. FASHION DESIGN TECHNOLOGY																		1		1	1	
		PHD. PAINTING																			1	1	1	
		PHD. PAINTING & SCULPTURE																			1	1	1	
		PHD. SCULPTURE																			1	1	1	
		PHD. TEXTILE DESIGN TECHNOLOGY																		1	1	2	2	
		<b>Faculty Total</b>										<b>1</b>	<b>1</b>	<b>1</b>	<b>8</b>	<b>9</b>	<b>10</b>	<b>9</b>	<b>19</b>	<b>1</b>	<b>1</b>	<b>2</b>	<b>39</b>	

## GRADUANDS DISTRIBUTION FOR POSTGRADUATE PROGRAMMES BY COLLEGE, FACULTY, CLASS AND GENDER

Col	Faculty	Programme	M. ARCH			M.Ed			MA			MFA			MPHIL			MSC			PHD			Grand Total		
			F	M	T	F	M	T	F	M	T	F	M	T	F	M	T	F	M	T	F	M	T			
CABE	Faculty of Built Environment	M. ARCH. (MASTER OF ARCHITECTURE)	34	39	73																			73		
		MPHIL. CONSTRUCTION MGT.													1	3	4								4	
		MPHIL. DEVELOPMENT POLICY & PLANNING													2		2								2	
		MPHIL. PLANNING													1		1								1	
		MPHIL. PROCUREMENT MANAGEMENT													1	3	4								4	
		MPHIL. PROJECT MANAGEMENT													1	4	5								5	
		MPHIL. URBAN MANAGEMENT STUDIES													1	1	2								2	
		MSc. ARCHITECTURE																		1	1				1	
		MSc. CONSTRUCTION MGT.																	14	128	142				142	
		MSc. DEV. PLANNING & MGT.																	10	16	26				26	
		MSc. DEVELOPMENT POLICY & PLANNING																	2	9	11				11	
		MSc. DEVELOPMENT STUDIES																	1		1				1	
		MSc. FACILITIES MANAGEMENT																	7	9	16				16	
		MSc. LAND GOVERNANCE AND POLICY																	1	2	3				3	
		MSc. PROCUREMENT MANAGEMENT																	2	15	17				17	
		MSc. PROJECT MANAGEMENT																	18	74	92				92	
		MSc. TRANSPORTATION PLANNING																	1	4	5				5	
		PHD. CONSTRUCTION MGT.																				4	4		4	
		PHD. DEVELOPMENT STUDIES																				4	4		4	
		PHD. PLANNING																			1	1	2		2	
PHD. PROCUREMENT MANAGEMENT (BT)																				1	1		1			
<b>Faculty Total</b>			<b>34</b>	<b>39</b>	<b>73</b>												<b>7</b>	<b>11</b>	<b>18</b>	<b>56</b>	<b>258</b>	<b>314</b>	<b>1</b>	<b>10</b>	<b>11</b>	<b>416</b>

GRADUANDS DISTRIBUTION FOR POSTGRADUATE PROGRAMMES BY COLLEGE, FACULTY, CLASS AND GENDER

Col	Faculty	Programme	M. ARCH			M.Ed			MA			MFA			MPHIL			MSC			PHD			Grand Total
			F	M	T	F	M	T	F	M	T	F	M	T	F	M	T	F	M	T	F	M	T	
CABE	Faculty of Educational Studies	MPHIL. ART EDUCATION												7	23	30							30	
		PHD. ART EDUCATION																			1	2	3	3
		<b>Faculty Total</b>													<b>7</b>	<b>23</b>	<b>30</b>				<b>1</b>	<b>2</b>	<b>3</b>	<b>33</b>
<b>College Total</b>			<b>34</b>	<b>39</b>	<b>73</b>				<b>1</b>	<b>1</b>	<b>1</b>	<b>8</b>	<b>9</b>	<b>24</b>	<b>44</b>	<b>68</b>	<b>57</b>	<b>259</b>	<b>316</b>	<b>4</b>	<b>18</b>	<b>22</b>	<b>489</b>	



## COLLEGE OF AGRICULTURE AND NATURAL RESOURCES

Col	Faculty	Programme	MPHIL			MSC			MTECH		PHD			Grand Total	
			F	M	T	F	M	T	M	T	F	M	T		
CANR	Faculty of Agriculture	MPHIL. AGRIBUSINESS MANAGEMENT	2	2	4									4	
		MPHIL. AGRIC. EXTENSION & DEVELOPMENT COMMUNICATION		2	2									2	
		MPHIL. AGRICULTURAL ECONOMICS		3	3									3	
		MPHIL. AGRONOMY	1	3	4									4	
		MPHIL. ANIMAL BREEDING AND GENETICS	1		1									1	
		MPHIL. ANIMAL NUTRITION		2	2									2	
		MPHIL. CROP PROTECTION (PLANT PATHOLOGY)		1	1									1	
		MPHIL. PLANT BREEDING		1	1									1	
		MPHIL. POST HARVEST TECHNOLOGY	3	5	8									8	
		MPHIL. SEED SCIENCE AND TECHNOLOGY	1		1									1	
		MPHIL. SOIL SCIENCE		1	1									1	
		MPHIL. SUSTAINABLE AND INTEGRATED RURAL DEVELOPMENT	1		1									1	
		MSc. AGRIC. EXTENSION & DEVELOPMENT COMMUNICATION					1	2	3						3
		MSc. AGRICULTURAL EXTENSION AND DEVELOPMENT COMMUNICATION					8	7	15						15
		PHD. AGRIBUSINESS MGT.										1	1	2	2
		PHD. AGRIC. EXTENSION & DEVELOPMENT COMMUNICATION											1	1	1
		PHD. AGRICULTURAL ECONOMICS											2	2	2
		PHD. AGRONOMY										1		1	1
		PHD. ANIMAL NUTRITION											1	1	1
		PHD. ENTOMOLOGY										1	1	2	2
		PHD. PLANT BREEDING											1	1	1
		PHD. PLANT PATHOLOGY											1	1	1
		PHD. SEED SCIENCE AND TECHNOLOGY											1	1	1
		<b>Faculty Total</b>	<b>9</b>	<b>20</b>	<b>29</b>	<b>9</b>	<b>9</b>	<b>18</b>			<b>3</b>	<b>9</b>	<b>12</b>	<b>59</b>	

GRADUANDS DISTRIBUTION FOR POSTGRADUATE PROGRAMMES BY COLLEGE, FACULTY, CLASS AND GENDER

Col	Faculty	Programme	MPHIL			MSC			MTECH		PHD			Grand Total	
			F	M	T	F	M	T	M	T	F	M	T		
		MPHIL. AQUACULTURE		2	2									2	
		MPHIL. AQUACULTURE AND ENVIRONMENT	1	2	3									3	
		MPHIL. NAT. RES. AND ENVIRONMENTAL GOVERNANCE	1	8	9									9	
		MPHIL. PACKAGING TECHNOLOGY AND MANAGEMENT		1	1										
		MSc. WOOD TECH. & INDUSTRIAL MGT.					1	1						1	
		PHD. SILVICULTURE & FOREST MGT.										1	1	1	
		PHD. WOOD TECHNOLOGY										1	1	1	
		<b>Total</b>	<b>2</b>	<b>13</b>	<b>15</b>		<b>1</b>	<b>1</b>				<b>2</b>	<b>2</b>	<b>17</b>	
	<b>College Total</b>		<b>11</b>	<b>33</b>	<b>44</b>	<b>9</b>	<b>10</b>	<b>19</b>				<b>3</b>	<b>11</b>	<b>14</b>	<b>76</b>

## COLLEGE OF ENGINEERING

Col	Faculty	Programme	MPHIL			MSC			PHD			Grand Total		
			F	M	T	F	M	T	F	M	T			
CoE	Faculty of Civil and Geo-Engineering	MSc. WATER RESOURCES ENGINEERING AND MANAGEMENT				12	12					12		
		MSc. WATER SUPPLY AND ENVIRONMENTAL SANITATION				7	10	17				17		
		MPHIL. GEOGRAPHIC INFORMATION SYSTEMS	6	25	31							31		
		MPHIL. GEOMATIC ENG.	1	8	9							9		
		MSc. GEOMATIC ENG.				2	2					2		
		MSc. ROAD AND TRANSPORTATION ENG.				8	12	20				20		
		MSc. STRUCTURAL ENG.				1	1					1		
		MSc. WATER SUPPLY AND ENVIRONMENTAL SANITATION (K-AISWAM)				2	2					2		
		PHD. ENVIRONMENTAL SANITATION AND WASTE MGT.							1	1	2	2		
		PHD. GEOMATIC ENG.								2	2	2		
		PHD. WATER RESOURCE ENG. AND MGT.							4	6	10	10		
		<b>Faculty Total</b>			<b>7</b>	<b>33</b>	<b>40</b>	<b>15</b>	<b>39</b>	<b>54</b>	<b>5</b>	<b>9</b>	<b>14</b>	<b>108</b>
		Faculty of Electrical and Computer Engineering		MPHIL. COMPUTER ENG.	1	11	12							12
MPHIL. POWER SYSTEMS ENGINEERING				5	5							5		
MPHIL. TELECOMMUNICATION ENG.	2			7	9							9		
PHD. COMPUTER ENG.									3	3		3		
PHD. TELECOMMUNICATION ENG.									1	1		1		
<b>Faculty Total</b>				<b>3</b>	<b>23</b>	<b>26</b>				<b>4</b>	<b>4</b>		<b>30</b>	

GRADUANDS DISTRIBUTION FOR POSTGRADUATE PROGRAMMES BY COLLEGE, FACULTY, CLASS AND GENDER

Col	Faculty	Programme	MPHIL			MSC			PHD			Grand Total	
			F	M	T	F	M	T	F	M	T		
	Faculty of Mechanical and Chemical Engineering	MPHIL. AGRICULTURAL MACHINERY ENG.		2	2							2	
		MPHIL. CHEMICAL ENG.		3	3							3	
		MPHIL. ENVIRONMENTAL RESOURCES MGT.	6	1	7							7	
		MPHIL. FOOD AND POST HARVEST ENG.		4	4							4	
		MPHIL. MATERIALS ENG.		5	5							5	
		MPHIL. MECHANICAL ENGINEERING		3	3							3	
		MPHIL. RENEWABLE ENERGY TECHNOLOGIES		3	3							3	
		MSc. RENEWABLE ENERGY TECHNOLOGIES					1	5	6				6
		PHD. BIOENGINEERING									1	1	1
		PHD. CHEMICAL ENG.									2	2	2
		PHD. FOOD AND POST HARVEST ENG.									2	2	2
		PHD. SUSTAINABLE ENERGY TECHNOLOGIES									1	1	1
	<b>Faculty Total</b>		<b>6</b>	<b>21</b>	<b>27</b>	<b>1</b>	<b>5</b>	<b>6</b>		<b>6</b>	<b>6</b>	<b>39</b>	
	<b>College Total</b>		<b>16</b>	<b>77</b>	<b>93</b>	<b>16</b>	<b>44</b>	<b>60</b>	<b>5</b>	<b>19</b>	<b>24</b>	<b>178</b>	

## COLLEGE OF HEALTH SCIENCES

Col	Faculty	Programme	MPH			MPHIL			MSC			PHD			Grand Total		
			F	M	T	F	M	T	F	M	T	F	M	T			
CoHS	Faculty of Allied Health Sciences	MPHIL. HAEMATOLOGY				2	6	8								8	
		MPHIL. NURSING				7	10	17								17	
		MSc. CLINICAL NURSING									2		2			2	
		<b>Faculty Total</b>				<b>9</b>	<b>16</b>	<b>25</b>	<b>2</b>	<b>2</b>						<b>27</b>	
	Faculty of Pharmacy and Pharmaceutical Sciences	MPHIL. CLINICAL PHARMACOLOGY				1	1	2								2	
		MPHIL. PHARMACEUTICAL CHEMISTRY				3	3	6								6	
		MPHIL. PHARMACEUTICS				1	3	4								4	
		MPHIL. PHARMACOGNOSY				1	3	4								4	
		MPHIL. PHARMACOLOGY				3	5	8								8	
		MSc. CLINICAL PHARMACY									5	5				5	
		MSc. PHARMACEUTICAL TECHNOLOGY									2	2				2	
		PHD. CLINICAL PHARMACOLOGY												1	1	1	
		PHD. CLINICAL PHARMACY												2	2	2	
		PHD. PHARMACEUTICAL CHEMISTRY											1		1	1	
		PHD. PHARMACEUTICS											1		1	1	
		PHD. PHARMACOLOGY											2	1	3	3	
		<b>Faculty Total</b>				<b>9</b>	<b>15</b>	<b>24</b>	<b>7</b>	<b>7</b>	<b>4</b>	<b>4</b>	<b>8</b>	<b>8</b>	<b>8</b>	<b>39</b>	
		School of Medicine and Dentistry	MPHIL. CHEMICAL PATHOLOGY				1		1								1
			MPHIL. CLINICAL MICROBIOLOGY				1	10	11								11
			MPHIL. HUMAN PHYSIOLOGY					1	1								1

## GRADUANDS DISTRIBUTION FOR POSTGRADUATE PROGRAMMES BY COLLEGE, FACULTY, CLASS AND GENDER

Col	Faculty	Programme	MPH			MPHIL			MSC			PHD			Grand Total		
			F	M	T	F	M	T	F	M	T	F	M	T			
CoHS		MPHIL. IMMUNOLOGY				1	2	3							3		
		MPHIL. MOLECULAR MEDICINE				2	2	4							4		
		MPHIL. PHYSIOLOGY				1	3	4							4		
		PHD. CHEMICAL PATHOLOGY											2	2	2		
		PHD. CLINICAL MICROBIOLOGY										1	1	2	2		
		PHD. MOLECULAR MEDICINE											1	1	1		
		<b>Faculty Total</b>					<b>6</b>	<b>18</b>	<b>24</b>				<b>1</b>	<b>4</b>	<b>5</b>	<b>29</b>	
	School of Public Health	MPH. HEALTH EDUCATION AND PROMOTION	11	7	18											18	
		MPH. HEALTH SERVICES PLANNING & MGT.	11	14	25											25	
		MPH. OCCUPATIONAL & ENVIRONMENTAL HEALTH & SAFETY	7	3	10											10	
		MPH. POPULATION AND REPRODUCTIVE HEALTH	20	4	24											24	
		MPHIL. FIELD EPIDEMIOLOGY AND APPLIED BIOSTATISTICS				3	4	7								7	
		MPHIL. HEALTH SYSTEMS RESEARCH AND MANAGEMENT				7	8	15								15	
		MSc. ENVIRONMENT AND PUBLIC HEALTH							1	1	2					2	
		MSc. HEALTH EDUCATION AND PROMOTION							1	1	2					2	
		MSc. HEALTH SERVICES PLANNING & MGT.							1		1					1	
		MSc. OCCUPATIONAL & ENVIRONMENTAL HEALTH & SAFETY							7	5	12					12	
		MSc. POPULATION AND REPRODUCTIVE HEALTH							7	1	8					8	
		PHD. PUBLIC HEALTH											2		2	2	
		<b>Faculty Total</b>					<b>49</b>	<b>28</b>	<b>77</b>	<b>10</b>	<b>12</b>	<b>22</b>	<b>17</b>	<b>8</b>	<b>25</b>	<b>2</b>	<b>126</b>
<b>College Total</b>					<b>49</b>	<b>28</b>	<b>77</b>	<b>34</b>	<b>61</b>	<b>95</b>	<b>19</b>	<b>15</b>	<b>34</b>	<b>7</b>	<b>8</b>	<b>15</b>	<b>221</b>

## COLLEGE OF HUMANITIES AND SOCIAL SCIENCES

Col	Faculty	Programme	LL.M			MA			MBA			MPA			MPHIL			MSC			PHD			Grand Total	
			F	M	T	F	M	T	F	M	T	F	M	T	F	M	T	F	M	T	F	M	T		
Faculty of Law		LL.M	5	4	9																		9		
		<b>Total</b>	<b>5</b>	<b>4</b>	<b>9</b>																			<b>9</b>	
CoHSS	Faculty of Social Sciences	MA. CHIEFTAINCY AND TRADITIONAL LEADERSHIP STUDIES				1	1																	1	
		MA. SOCIOLOGY				1	1																		1
		MASTER OF PUBLIC ADMINISTRATION									3	6	9												9
		MPHIL. ECONOMICS												6	18	24									24
		MPHIL. ENGLISH												9	7	16									16
		MPHIL. FRENCH												2	1	3									3
		MPHIL. GEOGRAPHY AND RURAL DEVELOPMENT												1	2	3									3
		MPHIL. HISTORICAL STUDIES													1	1									1
		MPHIL. RELIGIOUS STUDIES													10	10									10
		MPHIL. SOCIAL WORK													3	3									3
		MPHIL. SOCIOLOGY												1		1									1
		MSc. ECONOMICS																3	21	24					24
		MSc. GEOGRAPHY AND SUSTAINABLE DEVELOPMENT																	1	1					1
		PHD. ECONOMICS																					4	4	4
		PHD. ENGLISH																			2			2	2
		PHD. FRENCH																					2	2	2
		PHD. GEOGRAPHY AND RURAL DEVELOPMENT																					2	2	2
		PHD. RELIGIOUS STUDIES																					1	1	1
		PHD. SOCIOLOGY																					2	2	2
				<b>Total</b>				<b>2</b>	<b>2</b>					<b>3</b>	<b>6</b>	<b>9</b>	<b>19</b>	<b>42</b>	<b>61</b>	<b>3</b>	<b>22</b>	<b>25</b>	<b>2</b>	<b>11</b>	<b>13</b>

GRADUANDS DISTRIBUTION FOR POSTGRADUATE PROGRAMMES BY COLLEGE, FACULTY, CLASS AND GENDER

Col	Faculty	Programme	LL.M			MA			MBA			MPA			MPHIL			MSC			PHD			Grand Total	
			F	M	T	F	M	T	F	M	T	F	M	T	F	M	T	F	M	T	F	M	T		
CoHSS	KNUST School of Business	DOCTOR OF BUSINESS ADMINISTRATION																			1	1	1		
		MASTER OF BUSINESS ADMINISTRATION							25	53	78													78	
		MBA. ACCOUNTING									1	1												1	
		MPHIL. ACCOUNTING														1	1	2						2	
		MPHIL. BUSINESS ADMINISTRATION														4	5	9						9	
		MPHIL. FINANCE															2	2						2	
		MPHIL. LOGISTICS AND SUPPLY CHAIN MANAGEMENT														1	6	7						7	
		MPHIL. MANAGEMENT AND HUMAN RESOURCE STRATEGY														2	4	6						6	
		MSc. ACCOUNTING AND FINANCE																	11	28	39			39	
		MSc. AIR TRANSPORTATION AND AVIATION MANAGEMENT																		12	12			12	
		MSc. BUSINESS AND DATA ANALYTICS																		3	3			3	
		MSc. CORPORATE GOVERNANCE AND STRATEGIC LEADERSHIP																		2	2			2	
		MSc. FINANCE																	5	3	8			8	
		MSc. FINANCE AND INVESTMENT(K-AISWAM)																		1	1			1	
		MSc. LOGISTICS AND SUPPLY CHAIN MANAGEMENT																	3	6	9			9	
		MSc. MANAGEMENT AND HUMAN RESOURCE STRATEGY																	1	3	4			4	
		MSc. PROCUREMENT AND SUPPLY CHAIN MANAGEMENT																	1	6	7			7	
		PHD. BUSINESS AND MANAGEMENT																				1	4	5	5
		PHD. ORGANISATIONAL LEADERSHIP																				3	1	4	4
				<b>Total</b>							25	54	79				8	18	26	21	64	85	4	6	10
	<b>College Total</b>		5	4	9		2	2	25	54	79	3	6	9	27	60	87	24	86	110	6	17	23	319	



## COLLEGE OF SCIENCE

CoI	Faculty	Programme	MPHIL			MSC			PHD			Grand Total		
			F	M	T	F	M	T	F	M	T			
CoS	Faculty of Biosciences	MPHIL. BIOCHEMISTRY		7	7							7		
		MPHIL. BIODATA ANALYTICS AND COMPUTATIONAL GENOMICS		2	2							2		
		MPHIL. BIOTECHNOLOGY	2	2	4								4	
		MPHIL. ECOLOGY		1	1								1	
		MPHIL. ENTOMOLOGY	1		1								1	
		MPHIL. ENVIRONMENTAL SCIENCE	1	3	4								4	
		MPHIL. FOOD SCIENCE AND TECHNOLOGY	2	1	3								3	
		MPHIL. FORENSIC SCIENCE	1	1	2								2	
		MPHIL. HUMAN NUTRITION AND DIETETICS	7	2	9								9	
		MPHIL. MICROBIOLOGY	1	3	4								4	
		MPHIL. PARASITOLOGY		1	1								1	
		MSc. ENVIRONMENTAL SCIENCE				2	7	9						9
		MSc. FOOD QUALITY MANAGEMENT				2	2	4						4
		MSc. FOOD SCIENCE AND TECHNOLOGY				1	1	2						2
		MSc. FORENSIC SCIENCE				2	1	3						3
		MSc. HUMAN NUTRITION AND DIETETICS				11	2	13						13
		PHD. BIOCHEMISTRY									6	6		6
		PHD. ECOLOGY									1	1		1
		PHD. ENVIRONMENTAL SCIENCE								1		1		1
		PHD. FOOD SCIENCE AND TECHNOLOGY									1	1		1
PHD. HUMAN NUTRITION AND DIETETICS								2		2		2		
PHD. MICROBIOLOGY									2	2		2		
Faculty Total			15	23	38	18	13	31	3	10	13	82		

GRADUANDS DISTRIBUTION FOR POSTGRADUATE PROGRAMMES BY COLLEGE, FACULTY, CLASS AND GENDER

Col	Faculty	Programme	MPHIL			MSC			PHD			Grand Total	
			F	M	T	F	M	T	F	M	T		
			CoS	Faculty of Physical and Computational Sciences	MPHIL. ACTUARIAL SCIENCE		1	1					
MPHIL. APPLIED MATHEMATICS	1	10			11								11
MPHIL. CHEMISTRY		4			4								4
MPHIL. COMPUTER SCIENCE		4			4								4
MPHIL. CYBER-SECURITY AND DIGITAL FORENSICS		5			5								5
MPHIL. GEOPHYSICS		7			7								7
MPHIL. INFORMATION TECHNOLOGY	1	4			5								5
MPHIL. MATERIALS SCIENCE	1	2			3								3
MPHIL. MATHEMATICAL STATISTICS		9			9								9
MPHIL. PURE MATHEMATICS		1			1								1
MPHIL. SOLID STATE PHYSICS		2			2								2
MSc. ACTUARIAL SCIENCE								1	1				1
MSc. COMPUTER SCIENCE							1	2	3				3
MSc. CYBER-SECURITY AND DIGITAL FORENSICS							1	1	2				2
MSc. HEALTH INFORMATICS							1	1	2				2
MSc. INDUSTRIAL MATHEMATICS							1	3	4				4
MSc. INFORMATION TECHNOLOGY							2	18	20				20
MSc. MATHEMATICAL SCIENCE							4	9	13				13
PHD. APPLIED MATHEMATICS											2	2	2
PHD. CHEMISTRY										1	1	2	2
PHD. COMPUTER SCIENCE											3	3	3
PHD. ENVIRONMENTAL CHEMISTRY										1		1	1
PHD. GEOPHYSICS											1	1	1
PHD. MATERIALS SCIENCE										1		1	1
PHD. METEOROLOGY AND CLIMATE SCIENCE											2	2	2

GRADUANDS DISTRIBUTION FOR POSTGRADUATE PROGRAMMES BY COLLEGE, FACULTY, CLASS AND GENDER

Col	Faculty	Programme	MPHIL			MSC			PHD			Grand Total
			F	M	T	F	M	T	F	M	T	
		PHD. PHYSICAL CHEMISTRY							1	1	1	
		PHD. PURE MATHEMATICS							1	1	1	
		<b>Faculty Total</b>	<b>3</b>	<b>49</b>	<b>52</b>	<b>10</b>	<b>35</b>	<b>45</b>	<b>3</b>	<b>11</b>	<b>14</b>	<b>111</b>
	<b>College Total</b>		<b>18</b>	<b>72</b>	<b>90</b>	<b>28</b>	<b>48</b>	<b>76</b>	<b>6</b>	<b>21</b>	<b>27</b>	<b>193</b>

## INSTITUTE OF DISTANCE LEARNING

Col	Faculty	Programme	CEMBA			CEMPA			M.Ed			MA			MBA			MENG			MPA			MPHIL			MSC			Grand Total				
			F	M	T	F	M	T	F	M	T	F	M	T	F	M	T	F	M	T	F	M	T	F	M	T	F	M	T					
IDL	Institute of Distance Learning	MPHIL. POST HARVEST TECHNOLOGY																					3	17	20				20					
		MPHIL. FORENSIC SCIENCE																								1	1				1			
		MSc. ENVIRONMENTAL SCIENCE																										9	14	23	23			
		MSc. FOOD QUALITY MANAGEMENT																										21	14	35	35			
		MSc. HUMAN NUTRITION AND DIETETICS																											11	3	14	14		
		MSc. ACTUARIAL SCIENCE																											3	3	6	6		
		MSc. APPLIED STATISTICS																												9	9	9		
		MSc. HEALTH INFORMATICS																												2	2	2		
		MSc. INFORMATION TECHNOLOGY																												2	19	21	21	
		MASTER OF PUBLIC ADMINISTRATION																												7	8	15	15	
		MSc. ECONOMICS																													13	31	44	44
		MSc. ACCOUNTING AND FINANCE																													54	98	152	152

GRADUANDS DISTRIBUTION FOR POSTGRADUATE PROGRAMMES BY COLLEGE, FACULTY, CLASS AND GENDER

Col	Faculty	Programme	CEMBA			CEMPA			M.Ed			MA			MBA			MENG			MPA			MPHIL			MSC			Grand Total
			F	M	T	F	M	T	F	M	T	F	M	T	F	M	T	F	M	T	F	M	T	F	M	T	F	M	T	
IDL	Institute of Distance Learning	COM. EXEC. MASTER OF BUSINESS ADMINISTRATION	21	22	43	1		1																						44
		COM. EXEC. MASTER OF PUBLIC ADMINISTRATION				1	4	5																						5
		M. EDUCATION							8	4	12																			12
		MA. SOCIOLOGY										1	1	2																2
		MBA. HUMAN RESOURCE MANAGEMENT													1		1													1
		MBA. INTERNATIONAL BUSINESS													3	4	7													7
		MENG. BUILDING SERVICES ENGINEERING WITH MANAGEMENT (IDL)																1	1	2										2
		MENG. ENERGY SYSTEMS ENGINEERING WITH MANAGEMENT (IDL)																			6	6								6
		MENG. INDUSTRIAL OPERATIONS WITH MANAGEMENT (IDL)																			11	11								11











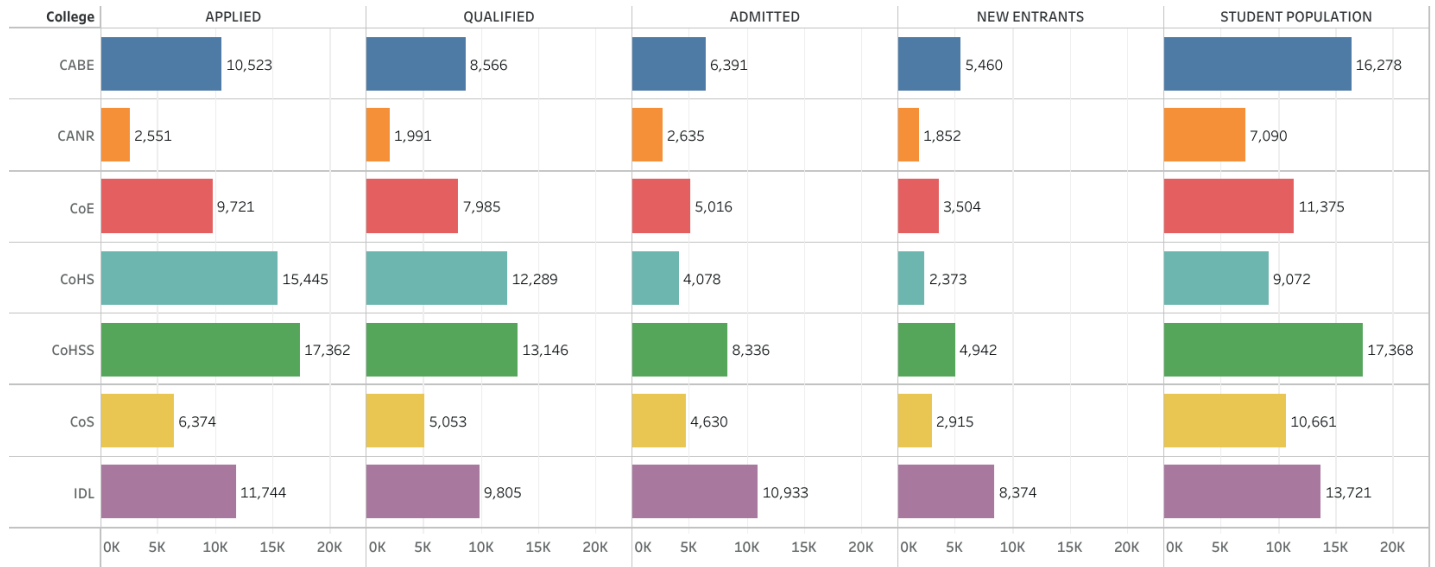
## SUMMARY OF GRADUANDS DISTRIBUTION OF COLLEGES, GRADUATION TYPE, AND GENDER

GENDER				
College	Graduation type	Female	Male	Grand Total
CABE	PostGraduate	120	369	489
	UnderGraduate	572	957	1529
<b>CABE Total</b>		<b>692</b>	<b>1326</b>	<b>2018</b>
CANR	PostGraduate	23	53	76
	UnderGraduate	334	725	1059
<b>CANR Total</b>		<b>357</b>	<b>778</b>	<b>1135</b>
CoE	PostGraduate	37	141	178
	UnderGraduate	306	1421	1727
<b>CoE Total</b>		<b>343</b>	<b>1562</b>	<b>1905</b>
CoHS	PostGraduate	109	112	221
	UnderGraduate	737	719	1456
<b>CoHS Total</b>		<b>846</b>	<b>831</b>	<b>1677</b>
CoHSS	PostGraduate	90	229	319
	UnderGraduate	1435	1500	2935
<b>CoHSS Total</b>		<b>1525</b>	<b>1729</b>	<b>3254</b>
CoS	PostGraduate	52	141	193
	UnderGraduate	736	1243	1979
<b>CoS Total</b>		<b>788</b>	<b>1384</b>	<b>2172</b>
IDL	PostGraduate	466	894	1360
	UnderGraduate	1186	1855	3041
<b>IDL Total</b>		<b>1652</b>	<b>2749</b>	<b>4401</b>
<b>Grand Total</b>		<b>6203</b>	<b>10359</b>	<b>16562</b>

## GRADUANDS DISTRIBUTION OF AFFILIATE INSTITUTIONS

College	Programme	M. Sc.			MBA.	
		F	M	Total	M	Total
KNUST-AFRICA INSTITUTE OF SANITATION AND WASTE MANAGEMENT	MASTER OF BUSINESS ADMINISTRATION (K-AISWAM)				1	1
	MSC. ENVIRONMENT AND PUBLIC HEALTH (K-AISWAM)	1	1	2		
	MSC. ENVIRONMENTAL AND WATER RESOURCE ENG. (K-AISWAM)		1	1		
	MSC. FINANCE AND INVESTMENT (K-AISWAM)		1	1		
	MSC. MECHANICAL ENG. (K-AISWAM)		1	1		
	MSC. WATER SUPPLY AND ENVIRONMENTAL SANITATION (K-AISWAM)		1	1		
	<b>Total</b>	<b>1</b>	<b>5</b>	<b>6</b>	<b>1</b>	<b>1</b>

## APPLICATION AND ADMISSION INFO BY COLLEGE



### COLLEGE

■ CABE 
 ■ CANR 
 ■ CoE 
 ■ CoHS 
 ■ CoHSS 
 ■ CoS 
 ■ IDL

# APPLICATION AND ADMISSION INFO BY COLLEGE AND GENDER



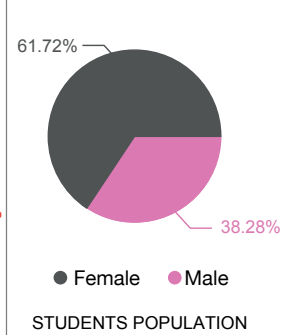
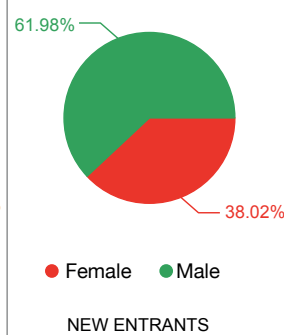
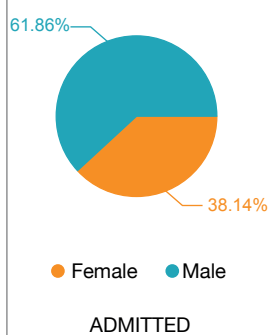
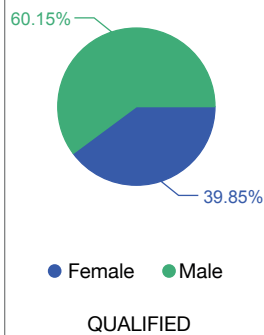
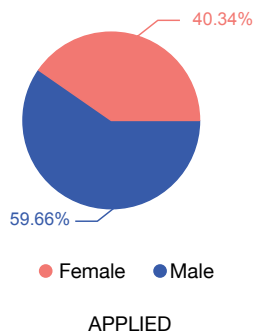
## COLLEGE

■ CABE  
 ■ CANR  
 ■ CoE  
 ■ CoHS  
 ■ CoHSS  
 ■ CoS  
 ■ IDL

## APPLICATION AND ADMISSION INFO BY COLLEGE AND GENDER WITH GRAND TOTAL

College	APPLIED			QUALIFIED			ADMITTED			NEW ENTRANTS			STUDENT POPULATION		
	F	M	Total	F	M	Total	F	M	Total	F	M	Total	F	M	Total
<b>CABE</b>	3462	7061	10523	2910	5656	8566	2421	3970	6391	2106	3354	5460	6253	10025	16278
<b>CANR</b>	682	1869	2551	536	1455	1991	719	1916	2635	505	1347	1852	2055	5035	7090
<b>CoE</b>	1717	8004	9721	1450	6535	7985	1036	3980	5016	750	2754	3504	2208	9167	11375
<b>CoHS</b>	9053	6392	15445	7025	5264	12289	2389	1689	4078	1285	1088	2373	4980	4092	9072
<b>CoHSS</b>	8607	8755	17362	6329	6817	13146	3837	4499	8336	2329	2613	4942	8368	9000	17368
<b>CoS</b>	1984	4390	6374	1573	3480	5053	1642	2988	4630	1060	1855	2915	3831	6830	10661
<b>IDL</b>	4236	7508	11744	3620	6185	9805	3981	6952	10933	3151	5223	8374	5057	8664	13721
<b>Grand Total</b>	<b>29741</b>	<b>43979</b>	<b>73720</b>	<b>23443</b>	<b>35392</b>	<b>58835</b>	<b>16025</b>	<b>25994</b>	<b>42019</b>	<b>11186</b>	<b>18234</b>	<b>29420</b>	<b>32752</b>	<b>52813</b>	<b>85565</b>

### Current Student Information by Gender



## APPLICATION AND ADMISSION INFO BY COLLEGE, FACULTY AND GENDER

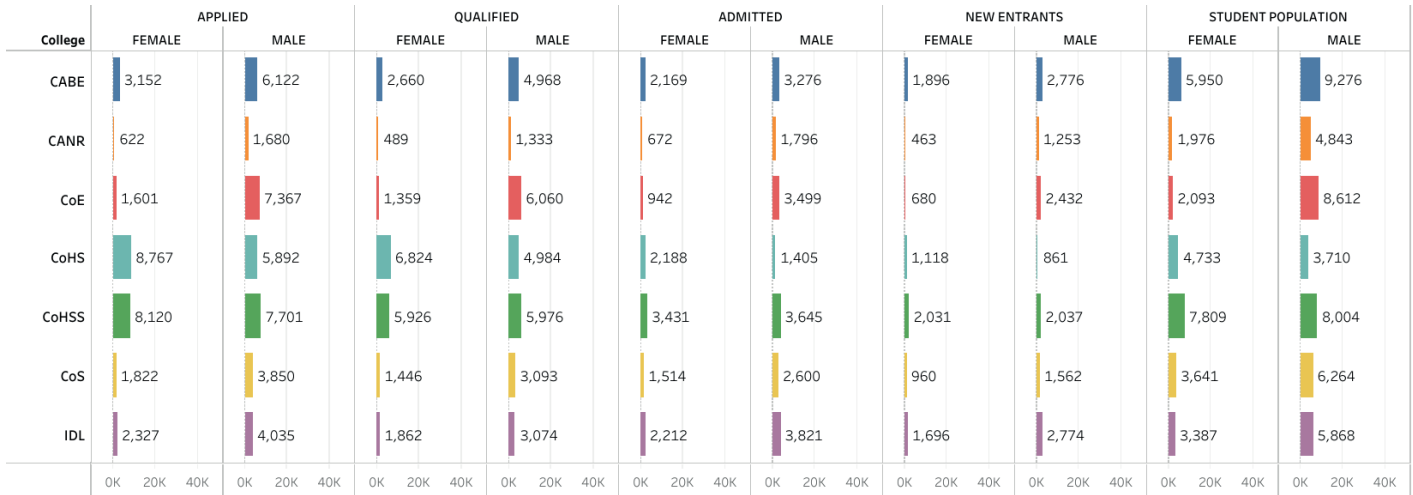
College	Faculty	APPLIED			QUALIFIED			ADMITTED			NEW ENTRANTS			STUDENT POPULATION		
		F	M	T	F	M	T	F	M	T	F	M	T	F	M	T
CABE	Art	810	1722	2532	515	1159	1674	517	981	1498	362	703	1065	1531	2635	4166
	Built Environment	1352	3608	4960	1144	2913	4057	662	1405	2067	536	1139	1675	1670	3266	4936
	Educational Studies	1300	1731	3031	1251	1584	2835	1242	1584	2826	1208	1512	2720	3052	4124	7176
	<b>Total</b>	<b>3462</b>	<b>7061</b>	<b>10523</b>	<b>2910</b>	<b>5656</b>	<b>8566</b>	<b>2421</b>	<b>3970</b>	<b>6391</b>	<b>2106</b>	<b>3354</b>	<b>5460</b>	<b>6253</b>	<b>10025</b>	<b>16278</b>
CANR	Agriculture	393	1287	1680	317	993	1310	418	1363	1781	306	976	1282	1185	3433	4618
	Renewable Natural Resources	289	582	871	219	462	681	301	553	854	199	371	570	870	1602	2472
	<b>Total</b>	<b>682</b>	<b>1869</b>	<b>2551</b>	<b>536</b>	<b>1455</b>	<b>1991</b>	<b>719</b>	<b>1916</b>	<b>2635</b>	<b>505</b>	<b>1347</b>	<b>1852</b>	<b>2055</b>	<b>5035</b>	<b>7090</b>
CoE	Civil And Geo-Engineering	641	2502	3143	554	2057	2611	401	1337	1738	288	911	1199	750	2867	3617
	Electrical And Computer Engineering	549	2893	3442	456	2353	2809	197	941	1138	154	709	863	494	2260	2754
	Mechanical And Chemical Engineering	527	2609	3136	440	2125	2565	438	1702	2140	308	1134	1442	964	4040	5004
	<b>Total</b>	<b>1717</b>	<b>8004</b>	<b>9721</b>	<b>1450</b>	<b>6535</b>	<b>7985</b>	<b>1036</b>	<b>3980</b>	<b>5016</b>	<b>750</b>	<b>2754</b>	<b>3504</b>	<b>2208</b>	<b>9167</b>	<b>11375</b>
CoHS	Allied Health Sciences	5320	2075	7395	4072	1712	5784	1571	746	2317	629	344	973	2353	1143	3496
	KNUST School of Medicine and Dentistry	2573	2692	5265	2014	2222	4236	388	342	730	298	276	574	1310	1223	2533
	Pharmacy and Pharmaceutical Sciences	958	1242	2200	775	1054	1829	258	359	617	224	291	515	1065	1336	2401
	School of Public Health	148	230	378	128	150	278	128	154	282	103	121	224	140	176	316
	School of Veterinary Medicine	54	153	207	36	126	162	44	88	132	31	56	87	102	214	316
	<b>Total</b>	<b>9053</b>	<b>6392</b>	<b>15445</b>	<b>7025</b>	<b>5264</b>	<b>12289</b>	<b>2389</b>	<b>1689</b>	<b>4078</b>	<b>1285</b>	<b>1088</b>	<b>2373</b>	<b>4980</b>	<b>4092</b>	<b>9072</b>

## APPLICATION AND ADMISSION INFO BY COLLEGE, FACULTY AND GENDER

College	Faculty	APPLIED			QUALIFIED			ADMITTED			NEW ENTRANTS			STUDENT POPULATION		
		F	M	T	F	M	T	F	M	T	F	M	T	F	M	T
CoHSS	KNUST School of Business	4035	4165	8200	3039	3423	6462	1818	2119	3937	1101	1208	2309	3504	3905	7409
	Law	1303	783	2086	1031	560	1591	167	193	360	125	157	282	467	448	915
	Social Sciences	3269	3807	7076	2259	2834	5093	1852	2187	4039	1103	1248	2351	4397	4647	9044
	<b>Total</b>	<b>8607</b>	<b>8755</b>	<b>17362</b>	<b>6329</b>	<b>6817</b>	<b>13146</b>	<b>3837</b>	<b>4499</b>	<b>8336</b>	<b>2329</b>	<b>2613</b>	<b>4942</b>	<b>8368</b>	<b>9000</b>	<b>17368</b>
CoS	Biosciences	1236	1063	2299	986	886	1872	1088	1034	2122	680	572	1252	2363	2204	4567
	Physical and Computational Sciences	748	3327	4075	587	2594	3181	554	1954	2508	380	1283	1663	1468	4626	6094
	<b>Total</b>	<b>1984</b>	<b>4390</b>	<b>6374</b>	<b>1573</b>	<b>3480</b>	<b>5053</b>	<b>1642</b>	<b>2988</b>	<b>4630</b>	<b>1060</b>	<b>1855</b>	<b>2915</b>	<b>3831</b>	<b>6830</b>	<b>10661</b>
IDL	Institute of Distance Learning	4236	7508	11744	3620	6185	9805	3981	6952	10933	3151	5223	8374	5057	8664	13721
	<b>Total</b>	<b>4236</b>	<b>7508</b>	<b>11744</b>	<b>3620</b>	<b>6185</b>	<b>9805</b>	<b>3981</b>	<b>6952</b>	<b>10933</b>	<b>3151</b>	<b>5223</b>	<b>8374</b>	<b>5057</b>	<b>8664</b>	<b>13721</b>
<b>Grand Total</b>		<b>29741</b>	<b>43979</b>	<b>73720</b>	<b>23443</b>	<b>35392</b>	<b>58835</b>	<b>16025</b>	<b>25994</b>	<b>42019</b>	<b>11186</b>	<b>18234</b>	<b>29420</b>	<b>32752</b>	<b>52813</b>	<b>85565</b>



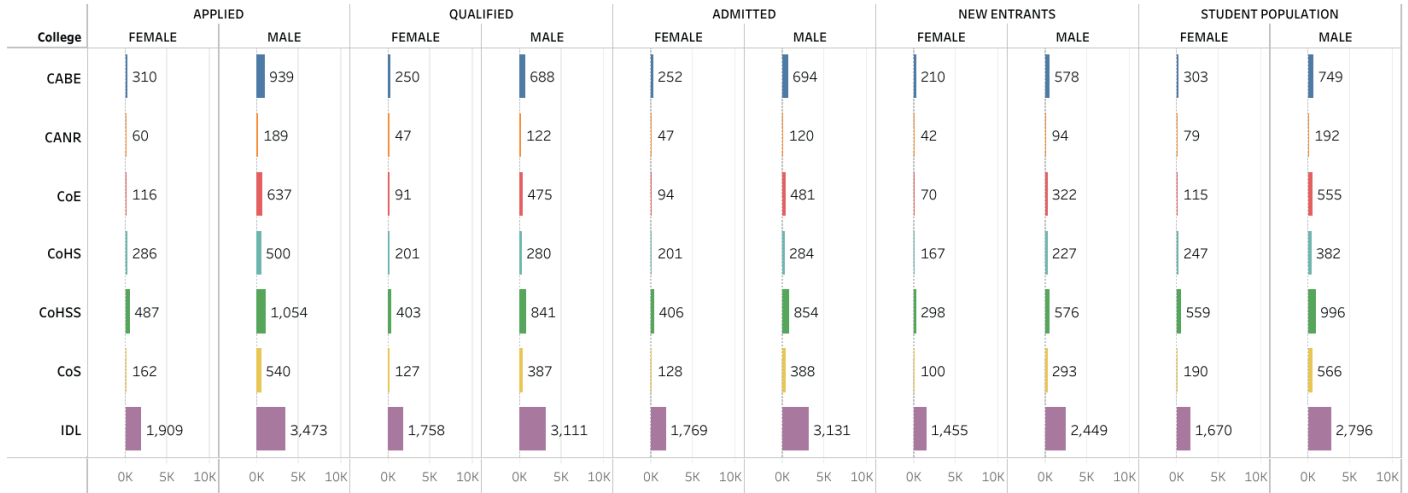
# UNDERGRADUATE APPLICATION AND ADMISSION INFO BY COLLEGE AND GENDER



## COLLEGE



# POSTGRADUATE APPLICATION AND ADMISSION INFO BY COLLEGE AND GENDER



## COLLEGE

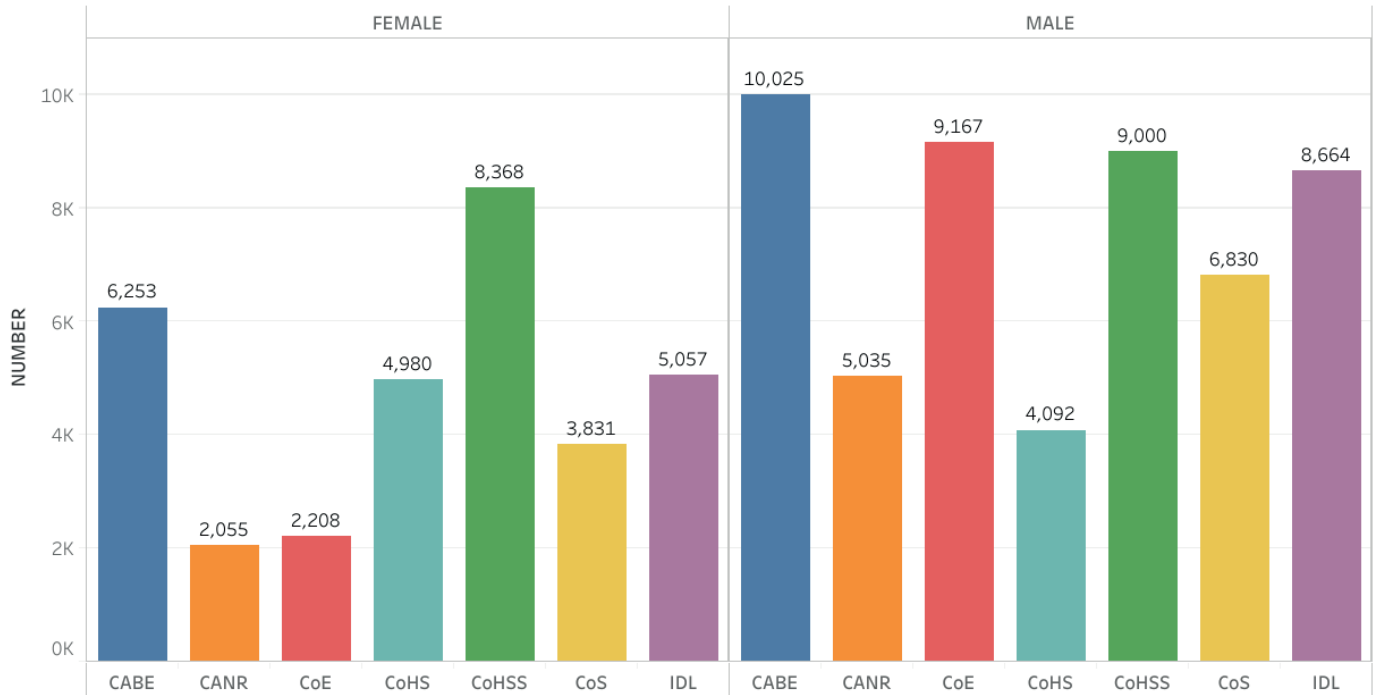
■ CABE 
 ■ CANR 
 ■ CoE 
 ■ CoHS 
 ■ CoHSS 
 ■ CoS 
 ■ IDL

## STUDENT ENROLMENT BY COLLEGE, FACULTY AND GENDER

College	Faculty	Gender		
		FEMALE	MALE	Total
CABE	Art	1531	2635	4166
	Built Environment	1670	3266	4936
	Educational Studies	3052	4124	7176
	<b>Total</b>	<b>6253</b>	<b>10025</b>	<b>16278</b>
CANR	Agriculture	1185	3433	4618
	Renewable Natural Resources	870	1602	2472
	<b>Total</b>	<b>2055</b>	<b>5035</b>	<b>7090</b>
CoE	Civil And Geo-Engineering	750	2867	3617
	Electrical And Computer Engineering	494	2260	2754
	Mechanical And Chemical Engineering	964	4040	5004
	<b>Total</b>	<b>2208</b>	<b>9167</b>	<b>11375</b>
CoHS	Allied Health Sciences	2353	1143	3496
	KNUST School of Medicine and Dentistry	1320	1223	2543
	Pharmacy and Pharmaceutical Sciences	1065	1336	2401
	School of Public Health	140	176	316
	School of Veterinary Medicine	102	214	316
	<b>Total</b>	<b>4980</b>	<b>4092</b>	<b>9072</b>
CoHSS	KNUST School of Business	3504	3905	7409
	Law	467	448	915
	Social Sciences	4397	4647	9044
	<b>Total</b>	<b>8368</b>	<b>9000</b>	<b>17368</b>

College	Faculty	Gender		
		FEMALE	MALE	Total
CoS	Biosciences	2363	2204	4567
	Physical and Computational Sciences	1468	4626	6094
	<b>Total</b>	<b>3831</b>	<b>6830</b>	<b>10661</b>
IDL	Institute of Distance Learning	5057	8664	13721
	<b>Total</b>	<b>5057</b>	<b>8664</b>	<b>13721</b>
<b>Grand Total</b>		<b>32752</b>	<b>52813</b>	<b>85565</b>

## STUDENT ENROLMENT BY COLLEGE AND GENDER



### COLLEGE

■ CABE 
 ■ CANR 
 ■ CoE 
 ■ CoHS 
 ■ CoHSS 
 ■ CoS 
 ■ IDL

## UNDERGRADUATE ENROLMENT OF GHANAIAI STUDENTS

		GENDER		
College	Faculty	FEMALE	MALE	Total
CABE	Art	1439	2512	3951
	Built Environment	1522	2782	4304
	Educational Studies	2978	3972	6950
	<b>Total</b>	<b>5939</b>	<b>9266</b>	<b>15205</b>
CANR	Agriculture	1114	3269	4383
	Renewable Natural Resources	860	1569	2429
	<b>Total</b>	<b>1974</b>	<b>4838</b>	<b>6812</b>
CoE	Civil And Geo-Engineering	668	2528	3196
	Electrical And Computer Engineering	460	2147	2607
	Mechanical And Chemical Engineering	917	3820	4737
	<b>Total</b>	<b>2045</b>	<b>8495</b>	<b>10540</b>
CoHS	Allied Health Sciences	2300	1105	3405
	KNUST School of Medicine and Dentistry	1204	1077	2281
	Pharmacy and Pharmaceutical Sciences	964	1241	2205
	School of Veterinary Medicine	97	206	303
	<b>Total</b>	<b>4565</b>	<b>3629</b>	<b>8194</b>
CoHSS	KNUST School of Business	3075	3285	6360
	Law	432	371	803
	Social Sciences	4244	4316	8560
	<b>Total</b>	<b>7751</b>	<b>7972</b>	<b>15723</b>

		GENDER		
College	Faculty	FEMALE	MALE	Total
CoS	Biosciences	2231	2030	4261
	Physical and Computational Sciences	1361	4210	5571
	<b>Total</b>	<b>3619</b>	<b>6240</b>	<b>9859</b>
IDL	Institute of Distance Learning	3387	5868	9255
	<b>Total</b>	<b>3387</b>	<b>5868</b>	<b>9255</b>
<b>Grand Total</b>		<b>29280</b>	<b>46308</b>	<b>75588</b>

## POSTGRADUATE ENROLMENT OF GHANAIAN STUDENTS

College	Faculty	Gender		
		FEMALE	MALE	Total
CABE	Art	84	121	205
	Built Environment	139	471	610
	Educational Studies	74	152	226
	<b>Total</b>	<b>297</b>	<b>744</b>	<b>1041</b>
CANR	Agriculture	68	158	226
	Renewable Natural Resources	9	33	42
	<b>Total</b>	<b>77</b>	<b>191</b>	<b>268</b>
CoE	Civil And Geo-Engineering	52	263	315
	Electrical And Computer Engineering	7	59	66
	Mechanical And Chemical Engineering	29	164	193
	<b>Total</b>	<b>88</b>	<b>486</b>	<b>574</b>
CoHS	Allied Health Sciences	25	28	53
	Pharmacy and Pharmaceutical Sciences	47	77	124
	School of Medical Sciences	35	100	135
	School of Public Health	140	176	316
	<b>Total</b>	<b>247</b>	<b>381</b>	<b>628</b>
CoHSS	KNUST School of Business	402	597	999
	Law	25	76	101
	Social Sciences	131	317	448
	<b>Total</b>	<b>558</b>	<b>990</b>	<b>1548</b>

College	Faculty	Gender		
		FEMALE	MALE	Total
CoS	Biosciences	111	157	268
	Physical and Computational Sciences	76	398	474
	<b>Total</b>	<b>187</b>	<b>555</b>	<b>742</b>
IDL	Institute of Distance Learning	1670	2794	4464
	<b>Total</b>	<b>1670</b>	<b>2794</b>	<b>4464</b>
<b>Grand Total</b>		<b>3124</b>	<b>6141</b>	<b>9265</b>

## ENROLMENT BY INTERNATIONAL STUDENTS

College	Faculty	FEMALE	MALE	Grand Total
CABE	Art	3	2	5
	Built Environment	8	8	16
	<b>Total</b>	<b>11</b>	<b>10</b>	<b>21</b>
CANR	Agriculture	2	5	7
	<b>Total</b>	<b>2</b>	<b>5</b>	<b>7</b>
CoE	Civil And Geo-Engineering	11	27	38
	Electrical And Computer Engineering	25	49	74
	Mechanical And Chemical Engineering	12	41	53
	<b>Total</b>	<b>48</b>	<b>117</b>	<b>165</b>
CoHS	Allied Health Sciences	28	10	38
	KNUST School of Medicine and Dentistry	81	45	126
	Pharmacy and Pharmaceutical Sciences	54	18	72
	School of Veterinary Medicine	5	8	13
	<b>Total</b>	<b>168</b>	<b>81</b>	<b>249</b>
CoHSS	KNUST School of Business	26	19	45
	Law	10	1	11
	Social Sciences	22	12	34
	<b>Total</b>	<b>58</b>	<b>32</b>	<b>90</b>
CoS	Biosciences	20	14	34
	Physical and Computational Sciences	2	10	12
	<b>Total</b>	<b>22</b>	<b>24</b>	<b>46</b>
<b>Grand Total</b>		<b>309</b>	<b>269</b>	<b>578</b>

College	Faculty	FEMALE	MALE	Grand Total
CABE	Art	5		5
	Built Environment	1	5	6
	<b>Total</b>	<b>6</b>	<b>5</b>	<b>11</b>
CANR	Agriculture	1	1	2
	Renewable Natural Resources	1		1
	<b>Total</b>	<b>2</b>	<b>1</b>	<b>3</b>
CoE	Civil And Geo-Engineering	19	49	68
	Electrical And Computer Engineering	2	5	7
	Mechanical And Chemical Engineering	6	15	21
	<b>Total</b>	<b>27</b>	<b>69</b>	<b>96</b>
CoHS	School of Medical Sciences		1	1
	<b>Total</b>		<b>1</b>	<b>1</b>
CoHSS	KNUST School of Business	1	4	5
	Social Sciences		2	2
	<b>Total</b>	<b>1</b>	<b>6</b>	<b>7</b>
CoS	Biosciences	1	3	4
	Physical Computational Sciences	2	8	10
	<b>Total</b>	<b>3</b>	<b>11</b>	<b>14</b>
IDL	Institute of Distance Learning		2	2
	<b>Total</b>		<b>2</b>	<b>2</b>
<b>Grand Total</b>		<b>39</b>	<b>95</b>	<b>134</b>

## UNDERGRADUATE ENROLMENT BY COLLEGE, FACULTY, DEPARTMENT, PROGRAMME AND GENDER

College	Faculty	Department	Programme	Gender			
				FEMALE	MALE	Grand Total	
CABE	Art	COMMUNICATION DESIGN	BA. COMMUNICATION DESIGN	234	694	928	
			<b>Total</b>	<b>234</b>	<b>694</b>	<b>928</b>	
		INDUSTRIAL ART	BA. INDUSTRIAL ART			1	1
			BA. METAL PRODUCT DESIGN TECHNOLOGY	64	103	167	
			BFA. CERAMICS	23	106	129	
			BSC. CERAMIC DESIGN AND TECHNOLOGY	4	9	13	
			BSC. CERAMIC TECHNOLOGY	20	42	62	
			BSC. FASHION DESIGN	307	61	368	
			BSC. TEXTILE DESIGN AND TECHNOLOGY	188	170	358	
			BA. INT. RURAL ART & INDUSTRY	170	416	586	
			<b>Total</b>	<b>776</b>	<b>908</b>	<b>1684</b>	
			PAINTING AND SCULPTURE	BFA. PAINTING AND SCULPTURE	71	468	539
		<b>Total</b>		<b>71</b>	<b>468</b>	<b>539</b>	
		PUBLISHING STUDIES	BA. PUBLISHING STUDIES	361	444	805	
			<b>Total</b>	<b>361</b>	<b>444</b>	<b>805</b>	
		<b>Faculty Total</b>			<b>1442</b>	<b>2514</b>	<b>3956</b>



## UNDERGRADUATE ENROLMENT BY COLLEGE, FACULTY, DEPARTMENT, PROGRAMME AND GENDER

College	Faculty	Department	Programme	Gender				
				FEMALE	MALE	Grand Total		
CABE	Built Environment	ARCHITECTURE	BSC. ARCHITECTURE	210	305	515		
			<b>Total</b>	<b>210</b>	<b>305</b>	<b>515</b>		
		CONSTRUCTION TECHNOLOGY AND MANAGEMENT	BSC. CONSTRUCTION TECH. & MGT.	77	439	516		
			BSC. QUANTITY SURV. & CONST. ECON.	157	390	547		
			<b>Total</b>	<b>234</b>	<b>829</b>	<b>1063</b>		
		LAND ECONOMY	BSC. LAND ECONOMY	307	371	678		
			BSC. REAL ESTATE	227	383	610		
			<b>Total</b>	<b>534</b>	<b>754</b>	<b>1288</b>		
		PLANNING	BSC. DEVELOPMENT PLANNING	313	429	742		
			BSC. HUMAN SETTLEMENT PLANNING	239	473	712		
			<b>Total</b>	<b>552</b>	<b>902</b>	<b>1454</b>		
		<b>Faculty Total</b>				<b>1530</b>	<b>2790</b>	<b>4320</b>
		Educational Studies	TEACHER EDUCATION	B.ED. EARLY CHILDHOOD EDUCATION	142	14	156	
				B.ED. JHS EDUCATION	1615	3041	4656	
				B.ED. JUNIOR HIGH SCHOOL EDUCATION (MATHS,SCIENCE,ICT,AGRIC. SCI,HISTORY, VISUAL ART, GEOGRAPHY)	80	103	183	
B.ED. PRIMARY EDUCATION	1141			814	1955			
<b>Total</b>	<b>2978</b>			<b>3972</b>	<b>6950</b>			
<b>Faculty Total</b>				<b>2978</b>	<b>3972</b>	<b>6950</b>		
<b>College Total</b>				<b>5950</b>	<b>9276</b>	<b>15226</b>		

## UNDERGRADUATE ENROLMENT BY COLLEGE, FACULTY, DEPARTMENT, PROGRAMME AND GENDER

College	Faculty	Department	Programme	Gender		
				FEMALE	MALE	Grand Total
CANR	Agriculture	AGRICULTURE	BSC. AGRIBUSINESS MANAGEMENT	246	696	942
			BSC. AGRICULTURAL BIOTECHNOLOGY	191	448	639
			BSC. AGRICULTURE	530	1675	2205
			BSC. LANDSCAPE DESIGN AND MGT.	149	454	603
			BSC. POST HARVEST TECHNOLOGY		1	1
			<b>Total</b>	<b>1116</b>	<b>3274</b>	<b>4390</b>
		<b>Faculty Total</b>	<b>1116</b>	<b>3274</b>	<b>4390</b>	
		FISHERIES AND WATERSHED MANAGEMENT	BSC. AQUACULTURE AND WATER RESOURCES MGT.	75	126	201
			<b>Total</b>	<b>75</b>	<b>126</b>	<b>201</b>
		FOREST RESOURCES TECHNOLOGY	BSC. FOREST RESOURCE TECHNOLOGY	201	547	748
			<b>Total</b>	<b>201</b>	<b>547</b>	<b>748</b>
	Renewable Natural Resources	RENEWABLE NATURAL RESOURCES	BSC. NATURAL RESOURCE MGT.	472	722	1194
		<b>Total</b>	<b>472</b>	<b>722</b>	<b>1194</b>	
		WOOD SCIENCE AND TECHNOLOGY	BSC. PACKAGING TECHNOLOGY	112	174	286
		<b>Total</b>	<b>112</b>	<b>174</b>	<b>286</b>	
		<b>Faculty Total</b>	<b>860</b>	<b>1569</b>	<b>2429</b>	
	<b>College Total</b>		<b>1976</b>	<b>4843</b>	<b>6819</b>	

## UNDERGRADUATE ENROLMENT BY COLLEGE, FACULTY, DEPARTMENT, PROGRAMME AND GENDER

College	Faculty	Department	Programme	Gender		
				FEMALE	MALE	Grand Total
CoE	Civil And Geo-Engineering	CIVIL ENGINEERING	BSC. CIVIL ENG.	221	802	1023
			BSC. CIVIL ENG. (GAMBIA)	8	16	24
			BSC. CIVIL ENG. (OBUASI CAMPUS)	20	104	124
			<b>Total</b>	<b>249</b>	<b>922</b>	<b>1171</b>
		GEOLOGICAL ENGINEERING	BSC. GEOLOGICAL ENG.	132	523	655
			BSC. GEOLOGICAL ENG. (OBUASI CAMPUS)	24	85	109
			<b>Total</b>	<b>156</b>	<b>608</b>	<b>764</b>
		GEOMATIC ENGINEERING	BSC. GEOMATIC ENG.	103	414	517
			BSC. GEOMATIC ENG. (OBUASI CAMPUS)	11	83	94
			<b>Total</b>	<b>114</b>	<b>497</b>	<b>611</b>
		PETROLEUM ENGINEERING	BSC. PETROLEUM ENG.	160	528	688
			<b>Total</b>	<b>160</b>	<b>528</b>	<b>688</b>
	<b>Faculty Total</b>			<b>679</b>	<b>2555</b>	<b>3234</b>
	Electrical And Computer Engineering	COMPUTER ENGINEERING	BSC. BIOMEDICAL ENG.	122	163	285
			BSC. COMPUTER ENG.	91	678	769
			<b>Total</b>	<b>213</b>	<b>841</b>	<b>1054</b>
		ELECTRICAL ENGINEERING	BSC. ELECTRICAL/ELECTRONIC ENG.	146	810	956
			BSC. ELECTRICAL/ELECTRONIC ENG.(GAMBIA)	10	32	42
			BSC. ELECTRICAL/ELECTRONIC ENG.(OBUASI CAMPUS)	4	66	70
			<b>Total</b>	<b>160</b>	<b>908</b>	<b>1068</b>
TELECOMMUNICATION ENGINEERING		BSC. TELECOMMUNICATION ENG.	112	447	559	
		<b>Total</b>	<b>112</b>	<b>447</b>	<b>559</b>	
<b>Faculty Total</b>				<b>485</b>	<b>2196</b>	<b>2681</b>

## UNDERGRADUATE ENROLMENT BY COLLEGE, FACULTY, DEPARTMENT, PROGRAMME AND GENDER

College	Faculty	Department	Programme	Gender		
				FEMALE	MALE	Grand Total
CoE	Mechanical And Chemical Engineering	AGRICULTURAL AND BIOSYSTEMS ENGINEERING	BSC. AGRICULTURAL ENG.	100	446	546
			<b>Total</b>	<b>100</b>	<b>446</b>	<b>546</b>
		CHEMICAL ENGINEERING	BSC. CHEMICAL ENG.	188	440	628
			BSC. PETROCHEMICAL ENG.	119	321	440
			<b>Total</b>	<b>307</b>	<b>761</b>	<b>1068</b>
		MATERIALS ENGINEERING	BSC. MATERIALS ENG.	134	372	506
			BSC. MATERIALS ENG. (OBUASI CAMPUS)	22	74	96
			BSC. METALLURGICAL ENG.	91	354	445
			BSC. METALLURGICAL ENG. (OBUASI CAMPUS)	20	69	89
			<b>Total</b>	<b>267</b>	<b>869</b>	<b>1136</b>
		MECHANICAL ENGINEERING	BSC. AEROSPACE ENG.	34	223	257
			BSC. AUTOMOBILE ENG.	21	277	298
			BSC. INDUSTRIAL ENG.	82	287	369
			BSC. MARINE ENG.	26	174	200
			BSC. MECHANICAL ENG.	75	711	786
			BSC. MECHANICAL ENG. (GAMBIA)	4	15	19
			BSC. MECHANICAL ENG. (OBUASI CAMPUS)	13	98	111
			<b>Total</b>	<b>255</b>	<b>1785</b>	<b>2040</b>
		<b>Faculty Total</b>		<b>929</b>	<b>3861</b>	<b>4790</b>
		<b>College Total</b>		<b>2093</b>	<b>8612</b>	<b>10705</b>

## UNDERGRADUATE ENROLMENT BY COLLEGE, FACULTY, DEPARTMENT, PROGRAMME AND GENDER

College	Faculty	Department	Programme	Gender			
				FEMALE	MALE	Grand Total	
CoHS	Allied Health Sciences	MEDICAL DIAGNOSTICS	BSC. MEDICAL IMAGING	120	170	290	
			BSC. MEDICAL LABORATORY TECHNOLOGY	142	227	369	
			BSC. MEDICAL LABORATORY TECHNOLOGY (OBUASI CAMPUS)	3	24	27	
			BSC. SONOGRAPHY	2	1	3	
			<b>Total</b>	<b>267</b>	<b>422</b>	<b>689</b>	
		NURSING	BSC. COMMUNITY HEALTH NURSING (SANDWICH)	2	4	6	
			BSC. MIDWIFERY	474		474	
			BSC. MIDWIFERY (OBUASI CAMPUS)	60		60	
			BSC. MIDWIFERY (SANDWICH)	217		217	
			BSC. MIDWIFERY TOP UP (CENTRES OF EXCELLENCE)	31		31	
			BSC. NURSING	360	233	593	
			BSC. NURSING (EMERGENCY NURSING)	46	42	88	
			BSC. NURSING (OBUASI CAMPUS)	36	41	77	
			BSC. NURSING (SANDWICH)	25	9	34	
			BSC. NURSING TOP UP (CENTRES OF EXCELLENCE)	3	3	6	
			DIP. COMMUNITY HEALTH NURSING (UPGRADE)	337	63	400	
			DIP. GENERAL NURSING (UPGRADE)	344	171	515	
			<b>Total</b>	<b>1935</b>	<b>566</b>	<b>2501</b>	
		SPORTS AND EXERCISE SCIENCES	BSC. PHYSIOTHERAPY AND SPORTS SCIENCE	125	127	252	
			BSC. SPORTS AND EXERCISE SCIENCE	1		1	
			<b>Total</b>	<b>126</b>	<b>127</b>	<b>253</b>	
		<b>Faculty Total</b>			<b>2328</b>	<b>1115</b>	<b>3443</b>

## UNDERGRADUATE ENROLMENT BY COLLEGE, FACULTY, DEPARTMENT, PROGRAMME AND GENDER

College	Faculty	Department	Programme	Gender		
				FEMALE	MALE	Grand Total
CoHS	KNUST School of Medicine and Dentistry	KNUST SCHOOL OF MEDICINE AND DENTISTRY	BSC. BDS. (DENTAL SURGERY (FEE PAYING ONLY))	105	65	170
			BDS. (DENTAL SURGERY)	55	51	106
			<b>Total</b>	<b>160</b>	<b>116</b>	<b>276</b>
		<b>Faculty Total</b>		<b>160</b>	<b>116</b>	<b>276</b>
	Pharmacy and Pharmaceutical Sciences	HERBAL MEDICINE	BSC. HERBAL MEDICINE	84	119	203
			<b>Total</b>	<b>84</b>	<b>119</b>	<b>203</b>
		PHARMACY	PHARM D (DOCTOR OF PHARMACY)	873	1057	1930
			PHARM D (DOCTOR OF PHARMACY) (2 YEARS TOP UP)	61	83	144
			<b>Total</b>	<b>934</b>	<b>1140</b>	<b>2074</b>
		<b>Faculty Total</b>		<b>1018</b>	<b>1259</b>	<b>2277</b>
	School of Medical Sciences	COMMUNITY HEALTH	BSC. DISABILITY AND REHABILITATION STUDIES	309	77	386
			<b>Total</b>	<b>309</b>	<b>77</b>	<b>386</b>
		KNUST SCHOOL OF MEDICINE AND DENTISTRY	BSC. (HUMAN BIOLOGY), MB.CH.B	700	775	1475
			BSC. PHYSICIAN ASSISTANTSHIP	116	154	270
			<b>Total</b>	<b>816</b>	<b>929</b>	<b>1745</b>
			<b>Faculty Total</b>		<b>1125</b>	<b>1006</b>
	School of Veterinary Medicine	SCHOOL OF VETERINARY MEDICINE	DOCTOR OF VETERINARY MEDICINE	102	214	316
<b>Total</b>			<b>102</b>	<b>214</b>	<b>316</b>	
		<b>Faculty Total</b>		<b>102</b>	<b>214</b>	<b>316</b>
	<b>College Total</b>		<b>4733</b>	<b>3710</b>	<b>8443</b>	

## UNDERGRADUATE ENROLMENT BY COLLEGE, FACULTY, DEPARTMENT, PROGRAMME AND GENDER

College	Faculty	Department	Programme	Gender		
				FEMALE	MALE	Grand Total
CoHSS	KNUST School of Business	KNUST SCHOOL OF BUSINESS	BSC. BUSINESS ADMINISTRATION	1	1	2
			BSC. BUSINESS ADMINISTRATION (ACCOUNTING/BANKING AND FINANCE)	347	667	1014
			BSC. BUSINESS ADMINISTRATION (ACCOUNTING/BANKING AND FINANCE) (OBUASI CAMPUS)	26	63	89
			BSC. BUSINESS ADMINISTRATION (HUMAN RESOURCE MANAGEMENT/MANAGEMENT)	784	552	1336
			BSC. BUSINESS ADMINISTRATION (HUMAN RESOURCE MANAGEMENT/MANAGEMENT) (OBUASI CAMPUS)	87	120	207
			BSC. BUSINESS ADMINISTRATION (LOGISTICS AND SUPPLY CHAIN MANAGEMENT/BIT) (OBUASI CAMPUS)	96	202	298
			BSC. BUSINESS ADMINISTRATION (LOGISTICS AND SUPPLY CHAIN MANAGEMENT/BUSINESS INFORMATION TECHNOLOGY)	554	871	1425
			BSC. BUSINESS ADMINISTRATION (MARKETING/INTERNATIONAL BUSINESS)	546	623	1169
			BSC. BUSINESS ADMINISTRATION (MARKETING/INTERNATIONAL BUSINESS) (OBUASI CAMPUS)	90	119	209
			BSC. BUSINESS ADMINISTRATION (PARALLEL)		1	1
			BSC. HOSPITALITY AND TOURISM MANAGEMENT	570	85	655
			<b>Total</b>	<b>3101</b>	<b>3304</b>	<b>6405</b>
			<b>Faculty Total</b>	<b>3101</b>	<b>3304</b>	<b>6405</b>
			Law	LAW	LL.B	307
LL.B (PARALLEL (DEGREE HOLDERS ONLY))	135	225			360	
<b>Total</b>	<b>442</b>	<b>372</b>			<b>814</b>	
<b>Faculty Total</b>	<b>442</b>	<b>372</b>	<b>814</b>			
Social Sciences	ECONOMICS	BA. ECONOMICS	355	595	950	
		BA. ECONOMICS (PARALLEL)		1	1	
		<b>Total</b>	<b>355</b>	<b>596</b>	<b>951</b>	

## UNDERGRADUATE ENROLMENT BY COLLEGE, FACULTY, DEPARTMENT, PROGRAMME AND GENDER

College	Faculty	Department	Programme	Gender			
				FEMALE	MALE	Grand Total	
CoHSS	Social Sciences	ENGLISH	BA. ENGLISH	401	106	507	
			<b>Total</b>	<b>401</b>	<b>106</b>	<b>507</b>	
		GEOGRAPHY AND RURAL DEVELOPMENT	BA. CULTURE AND TOURISM	265	216	481	
			BA. GEOGRAPHY AND RURAL DEVELOPMENT	402	753	1155	
			BA. GEOGRAPHY AND RURAL DEVELOPMENT (PARALLEL)		2	2	
			<b>Total</b>	<b>667</b>	<b>971</b>	<b>1638</b>	
		HISTORY AND POLITICAL STUDIES	BA. HISTORY	282	583	865	
			BA. HISTORY (PARALLEL)		1	1	
			BA. POLITICAL STUDIES	633	622	1255	
			BA. POLITICAL STUDIES (PARALLEL)		3	3	
		<b>Total</b>	<b>915</b>	<b>1209</b>	<b>2124</b>		
		MODERN LANGUAGES	BA. AKAN	15	10	25	
			BA. AKAN LANGUAGE AND CULTURE	98	117	215	
			BA. FRENCH	39	15	54	
			BA. FRENCH AND FRANCOPHONE STUDIES	112	25	137	
			BA. LINGUISTICS	157	45	202	
			BA. MEDIA AND COMMUNICATION STUDIES	304	132	436	
			<b>Total</b>	<b>725</b>	<b>344</b>	<b>1069</b>	
		RELIGIOUS STUDIES	BA. RELIGIOUS STUDIES	154	281	435	
			<b>Total</b>	<b>154</b>	<b>281</b>	<b>435</b>	
		SOCIOLOGY AND SOCIAL WORK	BA. SOCIAL WORK	422	283	705	
			BA. SOCIOLOGY	625	536	1161	
			BA. SOCIOLOGY (PARALLEL)	2	2	4	
			<b>Total</b>	<b>1049</b>	<b>821</b>	<b>1870</b>	
		<b>Faculty Total</b>			<b>4266</b>	<b>4328</b>	<b>8594</b>
		<b>College Total</b>			<b>7809</b>	<b>8004</b>	<b>15813</b>



## UNDERGRADUATE ENROLMENT BY COLLEGE, FACULTY, DEPARTMENT, PROGRAMME AND GENDER

College	Faculty	Department	Programme	Gender			
				FEMALE	MALE	Grand Total	
Biosciences	BIOCHEMISTRY AND BIOTECHNOLOGY		BSC. BIOCHEMISTRY	507	538	1045	
			<b>Total</b>	<b>507</b>	<b>538</b>	<b>1045</b>	
	ENVIRONMENTAL SCIENCES		BSC. ENVIRONMENTAL SCIENCE	401	438	839	
			BSC. ENVIRONMENTAL SCIENCE (OBUASI CAMPUS)	34	45	79	
			<b>Total</b>	<b>435</b>	<b>483</b>	<b>918</b>	
	FOOD SCIENCE AND TECHNOLOGY		BSC. FOOD SCIENCE AND TECHNOLOGY	395	155	550	
			<b>Total</b>	<b>395</b>	<b>155</b>	<b>550</b>	
	OPTOMETRY AND VISUAL SCIENCE		DOCTOR OF OPTOMETRY (OD)	266	292	558	
			<b>Total</b>	<b>266</b>	<b>292</b>	<b>558</b>	
	THEORETICAL AND APPLIED BIOLOGY		BSC. BIOLOGICAL SCIENCES	648	576	1224	
			<b>Total</b>	<b>648</b>	<b>576</b>	<b>1224</b>	
	<b>Faculty Total</b>			<b>2251</b>	<b>2044</b>	<b>4295</b>	
	CoS	COMPUTER SCIENCE		BSC. COMPUTER SCIENCE	215	1342	1557
				BSC. COMPUTER SCIENCE (PARALLEL)		1	1
				<b>Total</b>	<b>215</b>	<b>1343</b>	<b>1558</b>
MATHEMATICS			BSC. MATHEMATICS	182	567	749	
			<b>Total</b>	<b>182</b>	<b>567</b>	<b>749</b>	
CHEMISTRY			BSC. CHEMISTRY	283	513	796	
			<b>Total</b>	<b>283</b>	<b>513</b>	<b>796</b>	
PHYSICS			BSC. METEOROLOGY AND CLIMATE SCIENCE	110	268	378	
			BSC. PHYSICS	105	517	622	
			<b>Total</b>	<b>215</b>	<b>785</b>	<b>1000</b>	
STATISTICS AND ACTUARIAL SCIENCE			BSC. ACTUARIAL SCI.	253	368	621	
			BSC. STATISTICS	242	644	886	
			<b>Total</b>	<b>495</b>	<b>1012</b>	<b>1507</b>	
<b>Faculty Total</b>			<b>993</b>	<b>2310</b>	<b>3303</b>		
<b>College Total</b>			<b>3641</b>	<b>6264</b>	<b>9905</b>		

## UNDERGRADUATE ENROLMENT BY COLLEGE, FACULTY, DEPARTMENT, PROGRAMME AND GENDER

College	Faculty	Department	Programme	Gender		
				FEMALE	MALE	Grand Total
IDL	Institute of Distance Learning	CENTRE FOR DISTANCE AND CONTINUING EDUCATION	BA. SOCIAL WORK (IDL) TOP-UP	179	68	247
			BA. SOCIOLOGY (IDL) TOP-UP	53	66	119
			BSC. AGRICULTURE (IDL)	190	613	803
			BSC. BUSINESS ADMINISTRATION (IDL)	2498	2238	4736
			BSC. CIVIL ENGINEERING (IDL) TOP-UP	27	237	264
			BSC. COMPUTER ENGINEERING (IDL)	1	14	15
			BSC. COMPUTER SCIENCE (IDL)	13	116	129
			BSC. CONSTRUCTION TECH. & MGT. (IDL)	9	289	298
			BSC. ELECTRICAL & ELECTRONIC ENGINEERING (IDL)	29	409	438
			BSC. GEOMATIC ENGINEERING (IDL)	31	176	207
			BSC. INFORMATION TECHNOLOGY (IDL) - TOPUP	51	368	419
			BSC. MECHANICAL ENGINEERING (IDL)	11	346	357
			BSC. PETROLEUM ENG. (IDL)		20	20
			BSC. QUANTITY SURV. & CONST. ECON. (IDL)	15	201	216
			BSC. STATISTICS (IDL)	14	95	109
			DIP. ARCHITECTURAL TECHNOLOGY (IDL)	15	99	114
			DIP. BUSINESS ADMINISTRATION (IDL) (WEEKEND)	215	297	512
			DIP. HORTICULTURE (IDL) (WEEKEND)	2	13	15
			DIP. INFORMATION TECHNOLOGY (IDL) (WEEKEND)	34	203	237
					<b>Total</b>	<b>3387</b>
		<b>Faculty Total</b>	<b>3387</b>	<b>5868</b>	<b>9255</b>	
	<b>College Total</b>		<b>3387</b>	<b>5868</b>	<b>9255</b>	
<b>Grand Total</b>			<b>29589</b>	<b>46577</b>	<b>76166</b>	

## POSTGRADUATE ENROLMENT BY COLLEGE, FACULTY, DEPARTMENT, PROGRAMME AND GENDER

College	Faculty	Department	Programme	Gender			
				FEMALE	MALE	Grand Total	
CABE	Art	COMMUNICATION DESIGN	MCOMM. DESIGN	1		1	
			MPHIL. COMMUNICATION DESIGN	5	37	42	
			PHD. VISUAL COMMUNICATION DESIGN	3	15	18	
			<b>Total</b>	<b>9</b>	<b>52</b>	<b>61</b>	
		INDUSTRIAL ART	MFA. JEWELLERY AND METALSMITHING		2		2
			MFA. TEXTILE DESIGN	1	4	5	
			MPHIL. CERAMIC TECHNOLOGY		2	2	
			MPHIL. FASHION DESIGN TECHNOLOGY	30	12	42	
			MPHIL. TEXTILE DESIGN TECHNOLOGY	3	3	6	
			PHD. CERAMIC TECHNOLOGY		1	1	
			PHD. FASHION DESIGN TECHNOLOGY	14		14	
			PHD. TEXTILE DESIGN TECHNOLOGY	3	8	11	
			MPHIL. INTEGRATED ART	6	5	11	
			<b>Total</b>	<b>57</b>	<b>37</b>	<b>94</b>	
		PAINTING AND SCULPTURE	MFA. PAINTING		1		1
			MFA. PAINTING & SCULPTURE	4	7	11	
			MFA. SCULPTURE	1		1	
			PHD. PAINTING	1	3	4	
			PHD. PAINTING & SCULPTURE	1	1	2	
			PHD. SCULPTURE	2	3	5	
			<b>Total</b>	<b>9</b>	<b>15</b>	<b>24</b>	
		PUBLISHING STUDIES	MA. PUBLISHING STUDIES	2	3	5	
			<b>Total</b>	<b>2</b>	<b>3</b>	<b>5</b>	
		<b>Faculty Total</b>			<b>89</b>	<b>121</b>	<b>210</b>

## POSTGRADUATE ENROLMENT BY COLLEGE, FACULTY, DEPARTMENT, PROGRAMME AND GENDER

College	Faculty	Department	Programme	Gender		
				FEMALE	MALE	Grand Total
CABE	Built Environment	ARCHITECTURE	M. ARCH. (MASTER OF ARCHITECTURE)	21	42	63
			MPHIL. ARCHITECTURAL STUDIES	2	6	8
			PHD. ARCHITECTURE	9	17	26
			<b>Total</b>	<b>32</b>	<b>65</b>	<b>97</b>
		CONSTRUCTION TECHNOLOGY AND MANAGEMENT	MPHIL. BUILDING TECHNOLOGY		1	1
			MPHIL. CONSTRUCTION MGT.	2	2	4
			MPHIL. PROCUREMENT MANAGEMENT	2	6	8
			MPHIL. PROJECT MANAGEMENT (BT)		5	5
			MSC. CONSTRUCTION MGT.	14	138	152
			MSC. PROCUREMENT MANAGEMENT	2	19	21
			MSC. PROJECT MANAGEMENT (BT)	17	68	85
			PHD. BUILDING TECHNOLOGY	2	4	6
			PHD. CONSTRUCTION MGT.	3	11	14
			PHD. PROCUREMENT MANAGEMENT (BT)	1	6	7
		<b>Total</b>	<b>43</b>	<b>260</b>	<b>303</b>	
		LAND ECONOMY	MSC. FACILITIES MANAGEMENT	22	58	80
			MSC. LAND GOVERNANCE AND POLICY	2	16	18
			PHD. LAND MANAGEMENT AND GOVERNANCE	1		1
			<b>Total</b>	<b>25</b>	<b>74</b>	<b>99</b>
		PLANNING	MPHIL. URBAN MANAGEMENT STUDIES		1	1
			MSC. DEV. PLANNING & MGT. (WEEKEND)	13	19	32
			MSC. DEVELOPMENT POLICY & PLANNING (WEEKEND)	7	17	24
			MSC. DEVELOPMENT STUDIES	2	2	4
MSC. PLANNING	2		4	6		
PHD. DEVELOPMENT STUDIES	10		25	35		

## POSTGRADUATE ENROLMENT BY COLLEGE, FACULTY, DEPARTMENT, PROGRAMME AND GENDER

College	Faculty	Department	Programme	Gender			
				FEMALE	MALE	Grand Total	
CABE	Educational Studies		PHD. PLANNING	6	9	15	
			<b>Total</b>	<b>40</b>	<b>77</b>	<b>117</b>	
		<b>Faculty Total</b>	<b>140</b>	<b>476</b>	<b>616</b>		
		EDUCATIONAL INNOVATIONS IN SCIENCE AND TECHNOLOGY	MPHIL. ART EDUCATION	10	18	28	
			MPHIL. EDUCATIONAL INNOVATION AND LEADERSHIP SCIENCE	3	3	6	
			MSC. EDUCATIONAL INNOVATION AND LEADERSHIP SCIENCE	1	1	2	
			MA. ART EDUCATION	1		1	
			MPHIL. AFRICAN ART AND CULTURE	2	1	3	
			MPHIL. CREATIVE ART THERAPY	1	1	2	
			PHD. AFRICAN ART AND CULTURE		3	3	
			PHD. ART EDUCATION	8	9	17	
			<b>Total</b>	<b>26</b>	<b>36</b>	<b>62</b>	
			TEACHER EDUCATION	EDD. EDUCATIONAL PLANNING AND ADMINISTRATION	2	4	6
				MED. EDUCATIONAL PLANNING AND ADMINISTRATION (SANDWICH)	11	5	16
				MED. LANGUAGE EDUCATION (SANDWICH)	6		6
				MED. MATHEMATICS EDUCATION (SANDWICH)	2	10	12
		MED. SCIENCE EDUCATION (SANDWICH)		1	2	3	
		MPHIL. EDUCATIONAL PLANNING AND ADMINISTRATION		6	7	13	
		MPHIL. EDUCATIONAL PLANNING AND ADMINISTRATION (TOP-UP)		1	8	9	
		MPHIL. ICT EDUCATION		2	9	11	
		MPHIL. ICT EDUCATION (TOP-UP)		3	3		
		MPHIL. LANGUAGE EDUCATION	2	3	5		
		MPHIL. LANGUAGE EDUCATION (TOP-UP)		2	2		

## POSTGRADUATE ENROLMENT BY COLLEGE, FACULTY, DEPARTMENT, PROGRAMME AND GENDER

College	Faculty	Department	Programme	Gender		
				FEMALE	MALE	Grand Total
			MPHIL. MATHEMATICS EDUCATION	2	16	18
			MPHIL. MATHEMATICS EDUCATION (TOP-UP)	1	5	6
			MPHIL. SCIENCE EDUCATION	1	6	7
			MPHIL. SCIENCE EDUCATION (TOP-UP)		4	4
			PHD. EDUCATIONAL PLANNING AND ADMINISTRATION	4	3	7
	Educational Studies	TEACHER EDUCATION	PHD. ICT EDUCATION	7	13	20
			PHD. LANGUAGE EDUCATION	5	5	10
			PHD. MATHEMATICS EDUCATION	3	12	15
			PHD. SCIENCE EDUCATION	4	13	17
			<b>Total</b>	<b>60</b>	<b>130</b>	<b>190</b>
		<b>Faculty Total</b>		<b>74</b>	<b>152</b>	<b>226</b>
	<b>College Total</b>			<b>303</b>	<b>749</b>	<b>1052</b>
			MPHIL. AGRIBUSINESS MANAGEMENT	7	16	23
			MPHIL. AGRIC. EXTENSION & DEVELOPMENT COMMUNICATION	4	7	11
			MPHIL. AGRICULTURAL ECONOMICS	2	7	9
			MPHIL. SUSTAINABLE AND INTEGRATED RURAL DEVELOPMENT IN AFRICA	1	5	6
CANR	Agriculture	AGRICULTURAL ECONOMICS, AGRIBUSINESS AND EXTENSION	MSC. AGRICULTURAL EXTENSION AND DEVELOPMENT COMMUNICATION (WEEKEND)	10	17	27
			PHD. AGRIBUSINESS MGT.	8	11	19
			PHD. AGRIC. EXTENSION & DEVELOPMENT COMMUNICATION	1	5	6
			PHD. AGRICULTURAL ECONOMICS	4	7	11
			<b>Total</b>	<b>37</b>	<b>75</b>	<b>112</b>

## POSTGRADUATE ENROLMENT BY COLLEGE, FACULTY, DEPARTMENT, PROGRAMME AND GENDER

College	Faculty	Department	Programme	Gender		
				FEMALE	MALE	Grand Total
CANR	Agriculture	ANIMAL SCIENCE	MPHIL. ANIMAL BREEDING AND GENETICS	1	3	4
			MPHIL. ANIMAL NUTRITION	2	9	11
			MPHIL. MEAT SCIENCE		2	2
			PHD. ANIMAL BREEDING AND GENETICS	1		1
			PHD. ANIMAL NUTRITION	1	1	2
			PHD. REPRODUCTIVE PHYSIOLOGY		1	1
			<b>Total</b>	<b>5</b>	<b>16</b>	<b>21</b>
		CROP AND SOIL SCIENCES	MPHIL. AGRONOMY	5	7	12
			MPHIL. AGRONOMY (CROP PHYSIOLOGY)	1	3	4
			MPHIL. AGRONOMY (FORAGE CROP PRODUCTION AND MANAGEMENT)	1		1
			MPHIL. CROP PROTECTION (ENTOMOLOGY)	1	2	3
			MPHIL. CROP PROTECTION (PLANT PATHOLOGY)	3	3	6
			MPHIL. PLANT BREEDING		9	9
			MPHIL. SOIL SCIENCE	1	3	4
			PHD. AGRONOMY	1	2	3
			PHD. ENTOMOLOGY (CROP SCIENCE)	1		1
			PHD. NEMATOLOGY		1	1
			PHD. PLANT BREEDING	1	2	3
			PHD. PLANT PATHOLOGY		3	3
			PHD. SOIL SCI.		1	1
			<b>Total</b>	<b>15</b>	<b>36</b>	<b>51</b>

## POSTGRADUATE ENROLMENT BY COLLEGE, FACULTY, DEPARTMENT, PROGRAMME AND GENDER

College	Faculty	Department	Programme	Gender		
				FEMALE	MALE	Grand Total
CANR	Agriculture	HORTICULTURE	MPHIL. FRUIT CROPS		3	3
			MPHIL. LANDSCAPE STUDIES	4	3	7
			MPHIL. POST HARVEST TECHNOLOGY	1	5	6
			MPHIL. SEED SCIENCE AND TECHNOLOGY	2		2
			PHD. FRUIT CROPS		1	1
			PHD. HORTICULTURE	1		1
			PHD. LANDSCAPE STUDIES		1	1
			PHD. POST HARVEST TECHNOLOGY	3	16	19
			PHD. SEED SCIENCE AND TECHNOLOGY	1	3	4
			<b>Total</b>	<b>12</b>	<b>32</b>	<b>44</b>
	<b>Faculty Total</b>		<b>69</b>	<b>159</b>	<b>228</b>	
CANR	AGROFORESTRY		MPHIL. AGROFORESTRY	1	1	2
			PHD. AGROFORESTRY	1	2	3
			<b>Total</b>	<b>2</b>	<b>3</b>	<b>5</b>
	Renewable Natural Resources	FISHERIES AND WATERSHED MANAGEMENT	MPHIL. AQUACULTURE		1	1
			MPHIL. AQUACULTURE AND ENVIRONMENT	1	1	2
			PHD. WATERSHED MANAGEMENT	1		1
			<b>Total</b>	<b>2</b>	<b>2</b>	<b>4</b>
	Renewable Natural Resources	SILVICULTURE AND FOREST MANAGEMENT	MPHIL. NAT. RES. AND ENVIRONMENTAL GOVERNANCE	2	8	10
			MPHIL. SILVICULTURE & FOREST MGT.		2	2
			PHD. SILVICULTURE & FOREST MGT.		4	4
<b>Total</b>			<b>2</b>	<b>14</b>	<b>16</b>	



POSTGRADUATE ENROLMENT BY COLLEGE, FACULTY, DEPARTMENT, PROGRAMME AND GENDER

College	Faculty	Department	Programme	Gender			
				FEMALE	MALE	Grand Total	
CANR	Renewable Natural Resources	WILDLIFE AND RANGE MANAGEMENT	MPHIL. WILDLIFE & RANGE MGT.	1	3	4	
			MSC. GEO-INFORMATION SCIENCE FOR NATURAL RESOURCES MANAGEMENT	1	3	4	
			PHD. WILDLIFE & RANGE MGT.	1	4	5	
			<b>Total</b>	<b>3</b>	<b>10</b>	<b>13</b>	
		WOOD SCIENCE AND TECHNOLOGY	MPHIL. WOOD SCIENCE AND TECHNOLOGY	1	1	2	
			MSC. PACKAGING TECHNOLOGY AND MANAGEMENT		3	3	
			<b>Total</b>	<b>1</b>	<b>4</b>	<b>5</b>	
		<b>Faculty Total</b>			<b>10</b>	<b>33</b>	<b>43</b>
		<b>College Total</b>			<b>79</b>	<b>192</b>	<b>271</b>
		CoE	Civil And Geo-Engineering	CIVIL ENGINEERING	MPHIL. GEOTECHNICAL ENG.		9
MPHIL. STRUCTURAL ENG.					7	7	
MSC. GEOTECHNICAL ENG.					8	8	
MSC. ROAD AND TRANSPORTATION ENG.	8				52	60	
MSC. STRUCTURAL ENG.	1				30	31	
MSC. TRANSPORTATION PLANNING					6	6	
MSC. WATER RESOURCE ENG. AND MGT.	10				13	23	
MSC. WATER SUPPLY & ENV. SANITATION	10				18	28	
PHD. CLIMATE CHANGE AND LAND USE	2				9	11	
PHD. ENVIRONMENTAL SANITATION AND WASTE MGT.	5				9	14	
PHD. HIGHWAY & TRANSPORTATION ENG.	2				12	14	
PHD. STRUCTURAL ENG.					7	7	
PHD. WATER RESOURCE ENG. AND MGT.	6				13	19	
PHD. WATER SUPPLY AND TREATMENT TECHNOLOGY	3	3	6				
<b>Total</b>			<b>47</b>	<b>196</b>	<b>243</b>		

## POSTGRADUATE ENROLMENT BY COLLEGE, FACULTY, DEPARTMENT, PROGRAMME AND GENDER

College	Faculty	Department	Programme	Gender		
				FEMALE	MALE	Grand Total
CoE	Civil And Geo-Engineering	GEOLOGICAL ENGINEERING	MPHIL. GEOLOGICAL ENG.	5	7	12
			MSC. GEOPHYSICAL ENG.		5	5
			PHD. GEOLOGICAL ENG.	3	8	11
			<b>Total</b>	<b>8</b>	<b>20</b>	<b>28</b>
		GEOMATIC ENGINEERING	MPHIL. GEOGRAPHIC INFORMATION SYSTEMS	12	72	84
			MPHIL. GEOMATIC ENG.		10	10
			MSC. GEOMATIC ENG.	1	6	7
			PHD. GEOMATIC ENG.	3	8	11
	<b>Total</b>	<b>16</b>	<b>96</b>	<b>112</b>		
	<b>Faculty Total</b>	<b>71</b>	<b>312</b>	<b>383</b>		
	Electrical And Computer Engineering	COMPUTER ENGINEERING	MPHIL. COMPUTER ENG.	1	5	6
			PHD. COMPUTER ENG.	1	2	3
			<b>Total</b>	<b>2</b>	<b>7</b>	<b>9</b>
		ELECTRICAL ENGINEERING	MPHIL. POWER SYSTEMS ENGINEERING	1	35	36
			PHD. ELECTRIC. & ELECTRONIC ENG.	2	9	11
<b>Total</b>			<b>3</b>	<b>44</b>	<b>47</b>	
TELECOMMUNICATION ENGINEERING		MPHIL. TELECOMMUNICATION ENG.	3	8	11	
		PHD. TELECOMMUNICATION ENG.	1	5	6	
		<b>Total</b>	<b>4</b>	<b>13</b>	<b>17</b>	
		<b>Faculty Total</b>	<b>9</b>	<b>64</b>	<b>73</b>	

## POSTGRADUATE ENROLMENT BY COLLEGE, FACULTY, DEPARTMENT, PROGRAMME AND GENDER

College	Faculty	Department	Programme	Gender		
				FEMALE	MALE	Grand Total
CoE	Mechanical And Chemical Engineering	AGRICULTURAL AND BIOSYSTEMS ENGINEERING	MPHIL. AGRICULTURAL MACHINERY ENG.		3	3
			MPHIL. AGROENVIRONMENTAL ENG.		6	6
			MPHIL. BIOENGINEERING		3	3
			MPHIL. FOOD AND POST HARVEST ENG.	3	5	8
			MPHIL. INTELLECTUAL PROPERTY (MIP)	6	5	11
			MPHIL. SOIL AND WATER ENG.		6	6
			PHD. AGRICULTURAL MACHINERY ENG.		5	5
			PHD. AGROENVIRONMENTAL ENG.		3	3
			PHD. BIOENGINEERING	1	2	3
			PHD. FOOD AND POST HARVEST ENG.	2	4	6
	<b>Total</b>	<b>12</b>	<b>42</b>	<b>54</b>		
	Mechanical And Chemical Engineering	CHEMICAL ENGINEERING	MPHIL. CHEMICAL ENG.	6	16	22
			MSC. CHEMICAL ENG.		1	1
			PHD. CHEMICAL ENG.	3	10	13
		<b>Total</b>	<b>9</b>	<b>27</b>	<b>36</b>	
		MATERIALS ENGINEERING	MPHIL. ENVIRONMENTAL RESOURCE MGT.	3	5	8
			MPHIL. MATERIALS ENG.	2	12	14
			PHD. MATERIAL ENG.		7	7
		<b>Total</b>	<b>5</b>	<b>24</b>	<b>29</b>	
		MECHANICAL ENGINEERING	MPHIL. MECHANICAL ENG. (APPLIED MECHANICS)		4	4
MPHIL. MECHANICAL ENG. (AUTOMOBILE) TOP UP				1	1	
MPHIL. MECHANICAL ENG. (DESIGN AND MANUFACTURING)			11	11		
MPHIL. MECHANICAL ENG. (DESIGN AND MANUFACTURING) TOP UP			2	2		
MPHIL. MECHANICAL ENG. (THERMO-FLUIDS AND ENERGY SYSTEMS)			12	12		

## POSTGRADUATE ENROLMENT BY COLLEGE, FACULTY, DEPARTMENT, PROGRAMME AND GENDER

College	Faculty	Department	Programme	Gender				
				FEMALE	MALE	Grand Total		
CoE	Mechanical And Chemical Engineering	MECHANICAL ENGINEERING	MPHIL. RENEWABLE ENERGY TECHNOLOGIES	5	13	18		
			MSC. MECHANICAL ENG. (DESIGN AND MANUFACTURING)		1	1		
			MSC. RENEWABLE ENERGY TECHNOLOGIES		2	2		
			PHD. MECHANICAL ENG.		5	5		
			PHD. MECHANICAL ENG. (APPLIED MECHANICS)		5	5		
			PHD. MECHANICAL ENG. (DESIGN AND MANUFACTURING)		6	6		
			PHD. MECHANICAL ENG. (THERMO-FLUIDS AND ENERGY SYSTEMS)		4	4		
			PHD. SUSTAINABLE ENERGY TECHNOLOGIES	4	20	24		
			<b>Total</b>	<b>9</b>	<b>86</b>	<b>95</b>		
				<b>Faculty Total</b>	<b>35</b>	<b>179</b>	<b>214</b>	
	<b>College Total</b>	<b>115</b>	<b>555</b>	<b>670</b>				
CoHS	Allied Health Sciences	MEDICAL DIAGNOSTICS	MPHIL. HAEMATOLOGY	4	9	13		
			MPHIL. MEDICAL IMAGING	1	4	5		
			PHD. HAEMATOLOGY	1	3	4		
			PHD. MEDICAL IMAGING	2	4	6		
			<b>Total</b>	<b>8</b>	<b>20</b>	<b>28</b>		
			NURSING	MPHIL. NURSING	17	8	25	
				<b>Total</b>	<b>17</b>	<b>8</b>	<b>25</b>	
				<b>Faculty Total</b>	<b>25</b>	<b>28</b>	<b>53</b>	
			Pharmacy and Pharmaceutical Sciences	PHARMACEUTICAL CHEMISTRY	MPHIL. PHARMACEUTICAL CHEMISTRY	5	18	23
					PHD. PHARMACEUTICAL CHEMISTRY	1	2	3
<b>Total</b>	<b>6</b>	<b>20</b>			<b>26</b>			

POSTGRADUATE ENROLMENT BY COLLEGE, FACULTY, DEPARTMENT, PROGRAMME AND GENDER

College	Faculty	Department	Programme	Gender		
				FEMALE	MALE	Grand Total
CoHS	Pharmacy and Pharmaceutical Sciences	PHARMACEUTICS	MPHIL. PHARMACEUTICAL MICROBIOLOGY	6	7	13
			MPHIL. PHARMACEUTICS	3	9	12
			MSC. PHARMACEUTICAL TECHNOLOGY	2	2	4
			PHD. PHARMACEUTICAL MICROBIOLOGY	1	1	2
			PHD. PHARMACEUTICS	2	1	3
			<b>Total</b>	<b>14</b>	<b>20</b>	<b>34</b>
		PHARMACOGNOSY	MPHIL. PHARMACOGNOSY	4	5	9
			PHD. PHARMACOGNOSY	1	2	3
			<b>Total</b>	<b>5</b>	<b>7</b>	<b>12</b>
		PHARMACOLOGY	MPHIL. CLINICAL PHARMACOLOGY	3	3	6
	MPHIL. PHARMACOLOGY		4	12	16	
	PHD. CLINICAL PHARMACOLOGY			1	1	
	PHD. PHARMACOLOGY		6	4	10	
	<b>Total</b>		<b>13</b>	<b>20</b>	<b>33</b>	
	PHARMACY PRACTICE	MPHIL. CLINICAL PHARMACY	4	3	7	
		PHD. CLINICAL PHARMACY	5	6	11	
		PHD. SOCIAL PHARMACY		1	1	
		<b>Total</b>	<b>9</b>	<b>10</b>	<b>19</b>	
	<b>Faculty Total</b>			<b>47</b>	<b>77</b>	<b>124</b>
	School of Medical Sciences	ANATOMY	PHD. HUMAN ANATOMY AND FORENSIC SCIENCE		1	1
<b>Total</b>				<b>1</b>	<b>1</b>	
CLINICAL MICROBIOLOGY		MPHIL. CLINICAL MICROBIOLOGY	10	28	38	
		PHD. CLINICAL MICROBIOLOGY	3	11	14	
		<b>Total</b>	<b>13</b>	<b>39</b>	<b>52</b>	

## POSTGRADUATE ENROLMENT BY COLLEGE, FACULTY, DEPARTMENT, PROGRAMME AND GENDER

College	Faculty	Department	Programme	Gender		
				FEMALE	MALE	Grand Total
CoHS	School of Medical Sciences	EYE, EAR, NOSE AND THROAT	MSC. AUDIOLOGY	1	1	2
			<b>Total</b>	<b>1</b>	<b>1</b>	<b>2</b>
		MOLECULAR MEDICINE	MPHIL. CHEMICAL PATHOLOGY	2	5	7
			MPHIL. IMMUNOLOGY	3	5	8
			MPHIL. MOLECULAR MEDICINE	3	18	21
			PHD. CHEMICAL PATHOLOGY	2	8	10
			PHD. IMMUNOLOGY	2	6	8
			PHD. MOLECULAR MEDICINE	5	7	12
			<b>Total</b>	<b>17</b>	<b>49</b>	<b>66</b>
		PHYSIOLOGY	MPHIL. HUMAN PHYSIOLOGY	1	3	4
	MPHIL. PHYSIOLOGY		3	8	11	
	<b>Total</b>		<b>4</b>	<b>11</b>	<b>15</b>	
	<b>Faculty Total</b>			<b>35</b>	<b>101</b>	<b>136</b>
	School of Public Health	COMMUNITY HEALTH	PHD. PUBLIC HEALTH	13	19	32
			<b>Total</b>	<b>13</b>	<b>19</b>	<b>32</b>
		EPIDEMIOLOGY	MPHIL. FIELD EPIDEMIOLOGY AND APPLIED BIostatISTICS	11	31	42
			<b>Total</b>	<b>11</b>	<b>31</b>	<b>42</b>
		GLOBAL AND INTERNATIONAL HEALTH	MPH. GLOBAL HEALTH	4	5	9
			<b>Total</b>	<b>4</b>	<b>5</b>	<b>9</b>
		HEALTH POLICY, MANAGEMENT AND ECONOMICS	MPH. HEALTH SERVICES PLANNING & MGT.	3	6	9
MPH. HEALTH SERVICES PLANNING & MGT. (WEEKEND)			14	19	33	
MPHIL. HEALTH SYSTEMS RESEARCH AND MANAGEMENT			12	16	28	
MPHIL. HEALTH SYSTEMS RESEARCH AND MANAGEMENT (WEEKEND)			7	11	18	
	MSC. HEALTH SERVICES PLANNING & MGT.		2	2		

## POSTGRADUATE ENROLMENT BY COLLEGE, FACULTY, DEPARTMENT, PROGRAMME AND GENDER

College	Faculty	Department	Programme	Gender		
				FEMALE	MALE	Grand Total
CoHS	School of Public Health	HEALTH PROMOTION AND EDUCATION	MSC. HEALTH SERVICES PLANNING & MGT. (WEEKEND)	3	1	4
			<b>Total</b>	<b>39</b>	<b>55</b>	<b>94</b>
		HEALTH PROMOTION AND EDUCATION	MPH. HEALTH EDUCATION AND PROMOTION	2	4	6
			MPH. HEALTH EDUCATION AND PROMOTION (WEEKEND)	15	2	17
			MPHIL. DISABILITY, REHABILITATION AND DEVELOPMENT	6	6	12
			MPHIL. DISABILITY, REHABILITATION AND DEVELOPMENT (WEEKEND)	10	10	20
			MSC. HEALTH EDUCATION AND PROMOTION (WEEKEND)	1	1	2
			<b>Total</b>	<b>34</b>	<b>23</b>	<b>57</b>
		OCCUPATIONAL AND ENVIRONMENTAL HEALTH	MPH. OCCUPATIONAL & ENVIRONMENTAL HEALTH & SAFETY	2	5	7
			MPH. OCCUPATIONAL & ENVIRONMENTAL HEALTH & SAFETY (WEEKEND)	2	10	12
			MSC. OCCUPATIONAL & ENVIRONMENTAL HEALTH & SAFETY	4	5	9
			MSC. OCCUPATIONAL & ENVIRONMENTAL HEALTH & SAFETY (WEEKEND)	9	16	25
			<b>Total</b>	<b>17</b>	<b>36</b>	<b>53</b>
			POPULATION, FAMILY AND REPRODUCTIVE HEALTH	MPH. POPULATION AND REPRODUCTIVE HEALTH	2	3
		MPH. POPULATION AND REPRODUCTIVE HEALTH (WEEKEND)		12	4	16
		MSC. POPULATION AND REPRODUCTIVE HEALTH		5		5
		MSC. POPULATION AND REPRODUCTIVE HEALTH (WEEKEND)		3		3
		<b>Total</b>		<b>22</b>	<b>7</b>	<b>29</b>
		<b>Faculty Total</b>		<b>140</b>	<b>176</b>	<b>316</b>
		<b>College Total</b>	<b>247</b>	<b>382</b>	<b>629</b>	

## POSTGRADUATE ENROLMENT BY COLLEGE, FACULTY, DEPARTMENT, PROGRAMME AND GENDER

College	Faculty	Department	Programme	Gender		
				FEMALE	MALE	Grand Total
CoHSS	KNUST School of Business	KNUST SCHOOL OF BUSINESS	EXECUTIVE MASTER OF BUSINESS ADMINISTRATION	161	253	414
			MASTER OF BUSINESS ADMINISTRATION (FULL-TIME)	51	50	101
			MASTER OF BUSINESS ADMINISTRATION (PART-TIME)	64	64	128
			MPHIL. ACCOUNTING	2	3	5
			MPHIL. BUSINESS ADMINISTRATION	7	6	13
			MPHIL. BUSINESS AND MANAGEMENT	6	14	20
			MPHIL. FINANCE	1		1
			MPHIL. LOGISTICS AND SUPPLY CHAIN MANAGEMENT	6	20	26
			MPHIL. MANAGEMENT AND HUMAN RESOURCE STRATEGY	1	5	6
			MPHIL. MANAGEMENT AND HUMAN RESOURCE STRATEGY (TOP UP)	1	2	3
			MPHIL. PROCUREMENT AND SUPPLY CHAIN MANAGEMENT		6	6
			MSC. ACCOUNTING AND FINANCE	10	36	46
			MSC. AIR TRANSPORTATION AND AVIATION MANAGEMENT	6	10	16
			MSC. BUSINESS AND DATA ANALYTICS	8	17	25
			MSC. CORPORATE GOVERNANCE AND STRATEGIC LEADERSHIP	3	2	5
			MSC. FINANCE	10	19	29
			MSC. LOGISTICS AND SUPPLY CHAIN MANAGEMENT	13	21	34
			MSC. MANAGEMENT AND HUMAN RESOURCE STRATEGY	13	11	24
			MSC. MARKETING	3	4	7
			MSC. PROCUREMENT AND SUPPLY CHAIN MANAGEMENT	5	10	15
PHD. BUSINESS AND MANAGEMENT	32	48	80			
<b>Total</b>				<b>403</b>	<b>601</b>	<b>1004</b>
<b>Faculty Total</b>				<b>403</b>	<b>601</b>	<b>1004</b>



## POSTGRADUATE ENROLMENT BY COLLEGE, FACULTY, DEPARTMENT, PROGRAMME AND GENDER

College	Faculty	Department	Programme	Gender			
				FEMALE	MALE	Grand Total	
CoHSS	Law	LAW	LL.M	21	67	88	
			PHD. LAW	4	9	13	
			<b>Total</b>	<b>25</b>	<b>76</b>	<b>101</b>	
		<b>Faculty Total</b>	<b>25</b>	<b>76</b>	<b>101</b>		
	Social Sciences	ECONOMICS	MPHIL. ECONOMICS	3	28	31	
			MSC. ECONOMICS	14	53	67	
			MSC. GEOGRAPHY AND SUSTAINABLE DEVELOPMENT		6	6	
			PHD. ECONOMICS	1	4	5	
			<b>Total</b>	<b>18</b>	<b>91</b>	<b>109</b>	
		ENGLISH	MPHIL. ENGLISH	33	38	71	
			PHD. ENGLISH	6	4	10	
			<b>Total</b>	<b>39</b>	<b>42</b>	<b>81</b>	
		Social Sciences	GEOGRAPHY AND RURAL DEVELOPMENT	MPHIL. GEOGRAPHY AND RURAL DEVELOPMENT	2	18	20
				PHD. GEOGRAPHY AND RURAL DEVELOPMENT	4	13	17
				<b>Total</b>	<b>6</b>	<b>31</b>	<b>37</b>
			HISTORY AND POLITICAL STUDIES	MASTER OF PUBLIC ADMINISTRATION		1	1
	MASTER OF PUBLIC ADMINISTRATION (WEEKEND)			11	26	37	
	MPHIL. HISTORICAL STUDIES			5	9	14	
	MPHIL. POLITICAL SCIENCE			4	11	15	
	PHD. HISTORICAL STUDIES			1	3	4	
<b>Total</b>	<b>21</b>			<b>50</b>	<b>71</b>		
MODERN LANGUAGES	MPHIL. FRENCH		15	7	22		
	PHD. FRENCH	5	5	10			
	<b>Total</b>	<b>20</b>	<b>12</b>	<b>32</b>			

## POSTGRADUATE ENROLMENT BY COLLEGE, FACULTY, DEPARTMENT, PROGRAMME AND GENDER

College	Faculty	Department	Programme	Gender			
				FEMALE	MALE	Grand Total	
CoHSS	Social Sciences	RELIGIOUS STUDIES	MA. RELIGIOUS STUDIES	1	3	4	
			MPHIL. RELIGIOUS STUDIES	9	47	56	
			PHD. RELIGIOUS STUDIES	1	29	30	
			<b>Total</b>	<b>11</b>	<b>79</b>	<b>90</b>	
		SOCIOLOGY AND SOCIAL WORK	MA. SOCIAL WORK	2		2	
			MPHIL. SOCIAL WORK		3	3	
			MPHIL. SOCIOLOGY	12	9	21	
			PHD. SOCIOLOGY	2	2	4	
		<b>Total</b>	<b>16</b>	<b>14</b>	<b>30</b>		
		<b>Faculty Total</b>	<b>131</b>	<b>319</b>	<b>450</b>		
	<b>College Total</b>	<b>559</b>	<b>996</b>	<b>1555</b>			
	CoS	Biosciences	BIOCHEMISTRY AND BIOTECHNOLOGY	MPHIL. BIOCHEMISTRY	9	15	24
				MPHIL. BIODATA ANALYTICS AND COMPUTATIONAL GENOMICS	1	4	5
MPHIL. BIOTECHNOLOGY				4	13	17	
MPHIL. HUMAN NUTRITION AND DIETETICS				20	16	36	
PHD. BIOCHEMISTRY				4	8	12	
PHD. BIODATA ANALYTICS AND COMPUTATIONAL GENOMICS				2	4	6	
PHD. BIOTECHNOLOGY				2	5	7	
PHD. HUMAN NUTRITION AND DIETETICS				6	7	13	
<b>Total</b>			<b>48</b>	<b>72</b>	<b>120</b>		
ENVIRONMENTAL SCIENCES			MPHIL. ENVIRONMENTAL SCIENCE	11	18	29	
			PHD. ENVIRONMENTAL SCIENCE	1	15	16	
<b>Total</b>			<b>12</b>	<b>33</b>	<b>45</b>		

## POSTGRADUATE ENROLMENT BY COLLEGE, FACULTY, DEPARTMENT, PROGRAMME AND GENDER

College	Faculty	Department	Programme	Gender			
				FEMALE	MALE	Grand Total	
CoS		FOOD SCIENCE AND TECHNOLOGY	MPHIL. FOOD SCIENCE AND TECHNOLOGY	5	2	7	
			MSC. FOOD SCIENCE AND TECHNOLOGY	6	2	8	
			PHD. FOOD SCIENCE AND TECHNOLOGY	9	2	11	
			<b>Total</b>	<b>20</b>	<b>6</b>	<b>26</b>	
		OPTOMETRY AND VISUAL SCIENCE	PHD. VISION SCIENCE		1	1	
			<b>Total</b>		<b>1</b>	<b>1</b>	
		Biosciences		MPHIL. ANIMAL AND PLANT PHYSIOLOGY	1		1
				MPHIL. ECOLOGY	1	2	3
				MPHIL. ENTOMOLOGY (TAB)	1	2	3
				MPHIL. MICROBIOLOGY	11	19	30
	MPHIL. PARASITOLOGY			2	4	6	
	MPHIL. PLANT PATHOLOGY (TAB)			1	2	3	
	MPHIL. REPRODUCTIVE BIOLOGY			1		1	
	PHD. ANIMAL AND PLANT PHYSIOLOGY (TAB)			2	3	5	
	PHD. ECOLOGY				1	1	
	PHD. ENTOMOLOGY (TAB)			3	1	4	
	PHD. MICROBIOLOGY			7	7	14	
	PHD. PARASITOLOGY			2	4	6	
	PHD. REPRODUCTIVE BIOLOGY				3	3	
		<b>Total</b>	<b>32</b>	<b>48</b>	<b>80</b>		
		<b>Faculty Total</b>	<b>112</b>	<b>160</b>	<b>272</b>		
	Physical and Computational Sciences	COMPUTER SCIENCE	MPHIL. COMPUTER SCIENCE		8	8	
			MPHIL. INFORMATION TECHNOLOGY	2	19	21	
MSC. COMPUTER SCIENCE				5	5		
MSC. INFORMATION TECHNOLOGY			4	23	27		
MPHIL. CYBER-SECURITY AND DIGITAL FORENSICS			2	10	12		

## POSTGRADUATE ENROLMENT BY COLLEGE, FACULTY, DEPARTMENT, PROGRAMME AND GENDER

College	Faculty	Department	Programme	Gender		
				FEMALE	MALE	Grand Total
CoS	Physical and Computational Sciences		MSC. CYBER-SECURITY AND DIGITAL FORENSICS	6	43	49
			PHD. COMPUTER SCIENCE	1	8	9
			PHD. INFORMATION TECHNOLOGY	2	23	25
			<b>Total</b>	<b>17</b>	<b>139</b>	<b>156</b>
		MATHEMATICS	MPHIL. APPLIED MATHEMATICS	8	28	36
			MPHIL. PURE MATHEMATICS	3	11	14
			MPHIL. SCIENTIFIC COMPUTING AND INDUSTRIAL MODELLING		9	9
			MSC. MATHEMATICAL SCIENCE	4	9	13
			PHD. APPLIED MATHEMATICS	5	18	23
			PHD. PURE MATHEMATICS	2	8	10
			PHD. SCIENTIFIC COMPUTING AND INDUSTRIAL MODELING	4	7	11
			<b>Total</b>	<b>26</b>	<b>90</b>	<b>116</b>
		PHYSICS	MPHIL. MATHEMATICAL AND COMPUTATIONAL PHYSICS		3	3
			MPHIL. NUCLEAR SCIENCE AND TECHNOLOGY		3	3
			PHD. MATHEMATICAL AND COMPUTATIONAL PHYSICS		1	1
			PHD. NUCLEAR SCIENCE AND TECHNOLOGY		2	2
			MPHIL. GEOPHYSICS		15	15
			MPHIL. MATERIALS SCIENCE		3	3
			MPHIL. METEOROLOGY AND CLIMATE SCIENCE	2	5	7
			MPHIL. SOLID STATE PHYSICS		11	11
PHD. ENVIRONMENTAL PHYSICS			3	3		
PHD. GEOPHYSICS			3	3		
PHD. MATERIALS SCIENCE	2		1	3		
PHD. METEOROLOGY AND CLIMATE SCIENCE	3		6	9		

## POSTGRADUATE ENROLMENT BY COLLEGE, FACULTY, DEPARTMENT, PROGRAMME AND GENDER

College	Faculty	Department	Programme	Gender				
				FEMALE	MALE	Grand Total		
CoS	Physical and Computational Sciences		PHD. NUCLEAR PHYSICS		1	1		
			PHD. SOLID STATE PHYSICS		3	3		
			<b>Total</b>	<b>7</b>	<b>60</b>	<b>67</b>		
		CHEMISTRY	MPHIL. CHEMISTRY	7	29	36		
			MPHIL. POLYMER SCIENCE AND TECHNOLOGY	1		1		
			PHD. CHEMISTRY		8	8		
			PHD. PHYSICAL CHEMISTRY		1	1		
			<b>Total</b>	<b>8</b>	<b>38</b>	<b>46</b>		
		STATISTICS AND ACTUARIAL SCIENCE	MPHIL. ACTUARIAL SCIENCE	3	11	14		
			MPHIL. MATHEMATICAL STATISTICS	6	46	52		
			PHD. ACTUARIAL SCIENCE	4	7	11		
			PHD. MATHEMATICAL STATISTICS	7	15	22		
			<b>Total</b>	<b>20</b>	<b>79</b>	<b>99</b>		
		<b>Faculty Total</b>		<b>43</b>	<b>221</b>	<b>264</b>		
		<b>College Total</b>				<b>190</b>	<b>566</b>	<b>756</b>
		IDL	Institute of Distance Learning	CENTRE FOR DISTANCE AND CONTINUING EDUCATION	COM. EXEC. MASTERS BUSINESS ADMINISTRATION (IDL)	48	47	95
					COM. EXEC. MASTERS PUBLIC ADMINISTRATION (IDL)		4	4
COM. MASTERS BUSINESS ADMINISTRATION (IDL)	64				57	121		
M. EDUCATION (IDL)	6				8	14		
MA. SOCIOLOGY (IDL)	1				2	3		
MASTER OF PUBLIC ADMINISTRATION (IDL)	161				141	302		
MBA. ACCOUNTING (IDL)	2				2	4		
MBA. FINANCE (IDL)					1	1		

## POSTGRADUATE ENROLMENT BY COLLEGE, FACULTY, DEPARTMENT, PROGRAMME AND GENDER

College	Faculty	Department	Programme	Gender		
				FEMALE	MALE	Grand Total
IDL	Institute of Distance Learning	CENTRE FOR DISTANCE AND CONTINUING EDUCATION	MBA. HUMAN RESOURCE MANAGEMENT (IDL)	4	1	5
			MBA. INTERNATIONAL BUSINESS (IDL)	35	38	73
			MENG. ENERGY SYSTEMS ENGINEERING WITH MANAGEMENT (IDL)	1	22	23
			MENG. INDUSTRIAL OPERATIONS WITH MANAGEMENT (IDL)	7	28	35
			MENG. OIL AND GAS WITH MANAGEMENT (MID AND DOWNSTREAM) (IDL)		11	11
			MPHIL. BUSINESS AND MANAGEMENT (IDL)		3	3
			MPHIL. BUSINESS CONSULTING AND ENTERPRISE RISK MANAGEMENT (IDL)	4	7	11
			MPHIL. EDUCATIONAL INNOVATIONS AND LEADERSHIP SCIENCE (IDL)	26	31	57
			MPHIL. INDUSTRIAL FINANCE AND INVESTMENT (IDL)	5	14	19
			MPHIL. LOGISTICS AND SUPPLY CHAIN MANAGEMENT (IDL)	5	11	16
			MPHIL. POST HARVEST TECHNOLOGY (IDL)	17	40	57
			MPHIL. POWER SYSTEMS ENGINEERING (IDL)		2	2
			MSC. ACCOUNTING AND FINANCE (IDL)	271	612	883
			MSC. AGRIBUSINESS MANAGEMENT (IDL)	10	21	31
			MSC. APPLIED STATISTICS (IDL)	4	36	40
			MSC. BIOTECHNOLOGY (IDL)	1	12	13
			MSC. BUSINESS CONSULTING AND ENTERPRISE RISK MANAGEMENT (IDL)	11	35	46
			MSC. CORPORATE GOVERNANCE AND STRATEGIC LEADERSHIP (IDL)	23	21	44
			MSC. CYBER SECURITY AND DIGITAL FORENSIC (IDL)	7	81	88
			MSC. DEVELOPMENT FINANCE (IDL)	18	26	44
MSC. DEVELOPMENT MANAGEMENT (IDL)	30	30	60			
MSC. ECONOMICS (IDL)	11	61	72			
MSC. ENERGY AND SUSTAINABLE MANAGEMENT (IDL)	11	55	66			

POSTGRADUATE ENROLMENT BY COLLEGE, FACULTY, DEPARTMENT, PROGRAMME AND GENDER

College	Faculty	Department	Programme	Gender		
				FEMALE	MALE	Grand Total
IDL	Institute of Distance Learning	CENTRE FOR DISTANCE AND CONTINUING EDUCATION	MSC. EDUCATIONAL INNOVATIONS AND LEADERSHIP SCIENCE (IDL)	8	3	11
			MSC. ENVIRONMENTAL RESOURCE MANAGEMENT (IDL)	13	36	49
			MSC. ENVIRONMENTAL SCIENCE (IDL)	12	45	57
			MSC. FOOD QUALITY MANAGEMENT (IDL)	21	24	45
			MSC. FORENSIC SCIENCE (IDL)	1	13	14
			MSC. GEOGRAPHY AND SUSTAINABLE DEVELOPMENT (IDL)	3	11	14
			MSC. HEALTH INFORMATICS (IDL)	5	15	20
			MSC. HOSPITALITY AND TOURISM MANAGEMENT (IDL)	26	10	36
			MSC. HUMAN NUTRITION (IDL)	21	9	30
			MSC. HUMAN NUTRITION AND DIETETICS (IDL)	25	9	34
			MSC. INDUSTRIAL FINANCE AND INVESTMENT (IDL)	46	109	155
			MSC. INFORMATION TECHNOLOGY (IDL)	5	67	72
			MSC. INSURANCE (IDL)	3	6	9
			MSC. LOGISTICS AND SUPPLY CHAIN MANAGEMENT (IDL)	150	271	421
			MSC. MANAGEMENT AND HUMAN RESOURCE STRATEGY (IDL)	226	76	302
			MSC. MARKETING (IDL)	25	38	63
			MSC. MECHANICAL ENGINEERING (IDL)		25	25
			MSC. PHYSICS (IDL)		4	4
			MSC. PLANNING, MONITORING AND EVALUATION (IDL)	50	112	162
			MSC. PROCUREMENT AND SUPPLY CHAIN MANAGEMENT (IDL)	131	183	314
			MSC. PROJECT MANAGEMENT (IDL)	50	141	191
			MSC. SECURITY AND JUSTICE ADMINISTRATION (IDL)	13	54	67
			MSC. STRATEGIC MANAGEMENT AND LEADERSHIP (IDL)	53	75	128
		<b>Total</b>	<b>1670</b>	<b>2796</b>	<b>4466</b>	
	<b>College Total</b>		<b>1670</b>	<b>2796</b>	<b>4466</b>	

## AFFILIATE APPLICATION AND ADMISSION INFO BY COLLEGE AND GENDER

College	APPLIED			QUALIFIED			ADMITTED			NEW ENTRANTS			STUDENT POPULATION		
	FEMALE	MALE	Total	FEMALE	MALE	Total	FEMALE	MALE	Total	FEMALE	MALE	Total	FEMALE	MALE	Total
CoE	6	6	12	6	6	12	6	6	12	6	6	12	6	6	12
CoHS	12840	2957	15797	8162	1746	9908	8075	1746	9821	8024	1737	9761	8398	1793	10191
CoS	5	6	11												





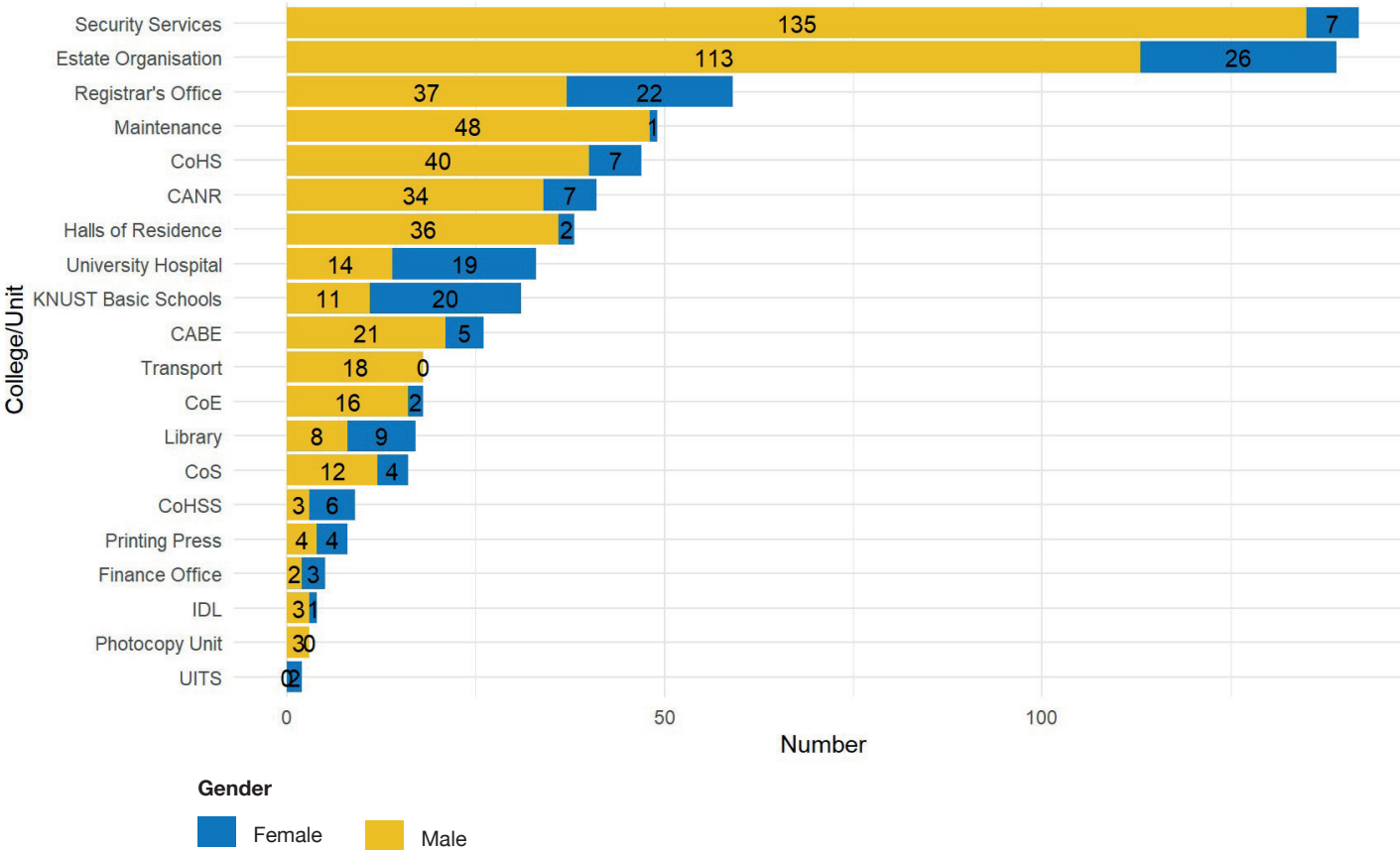
## ENROLMENT OF STUDENTS BY NATIONALITY

Country	Gender		Grand Total
	F	M	
Angola		1	1
Australia		1	1
Benin	5	8	13
Burkina Faso	7	6	13
Burundi	3	3	6
Cameroon	43	32	75
Canada	1		1
Central African Republic		1	1
Chad		1	1
Congo		1	1
Congo, Democratic Republic	1	5	6
Côte D'Ivoire	8	7	15
Ecuador	1	1	2
Egypt		1	1
Equatorial Guinea	1		1
Ethiopia	1	2	3
Falkland Islands (Malvinas)		1	1
Faroe Islands	1		1
France	1	2	3
Gabon	2	1	3
Gambia	24	91	115
Georgia		1	1

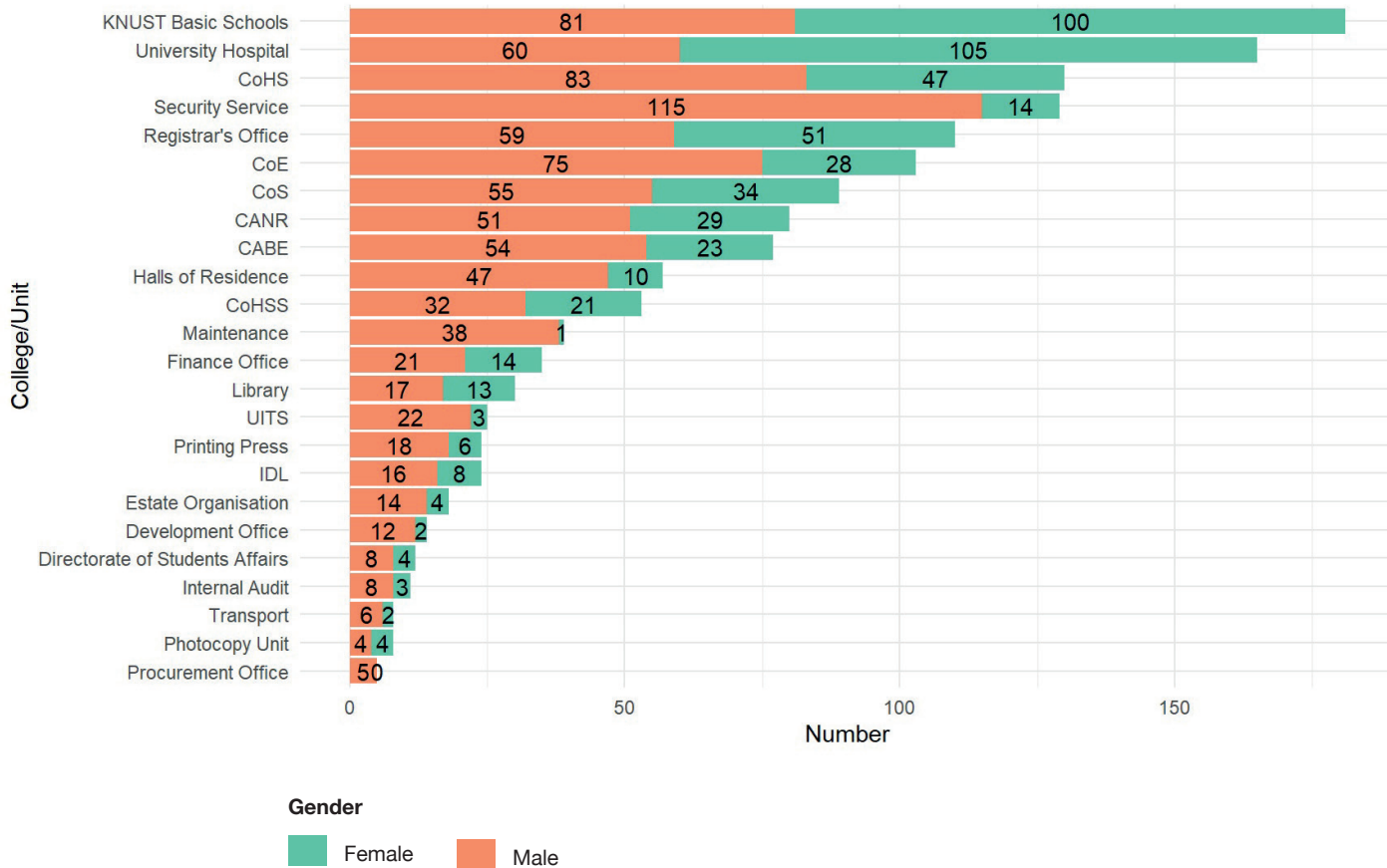
Country	Gender		Grand Total
	F	M	
Germany	9	5	14
Ghana	32386	52421	84807
Gibraltar	1	1	2
Greece		1	1
Greenland		1	1
Guinea	1		1
Ireland		1	1
Italy	1		1
Ivory Coast	4	3	7
Kenya	2	2	4
Lebanon		1	1
Liberia	5	12	17
Libya	1		1
Malawi	2	3	5
Mali	1	2	3
Mozambique	2	1	3
N/A	3	6	9
Namibia	1		1
Netherlands		1	1
Niger		5	5
Nigeria	171	123	294
Pakistan		2	2
Rwanda	6	3	9
Senegal	1	2	3

Country	Gender		Grand Total
	F	M	
Sierra Leone	11	15	26
Sudan	2	9	11
Swaziland	3	2	5
Taiwan, Province of China		1	1
Tanzania, United Republic of	1	3	4
Togo	3	3	6
Uganda	15	10	25
United Kingdom	2	2	4
United States	4	2	6
Zambia	4	3	7
Zimbabwe	11	1	12
<b>Grand Total</b>	<b>32752</b>	<b>52813</b>	<b>85565</b>

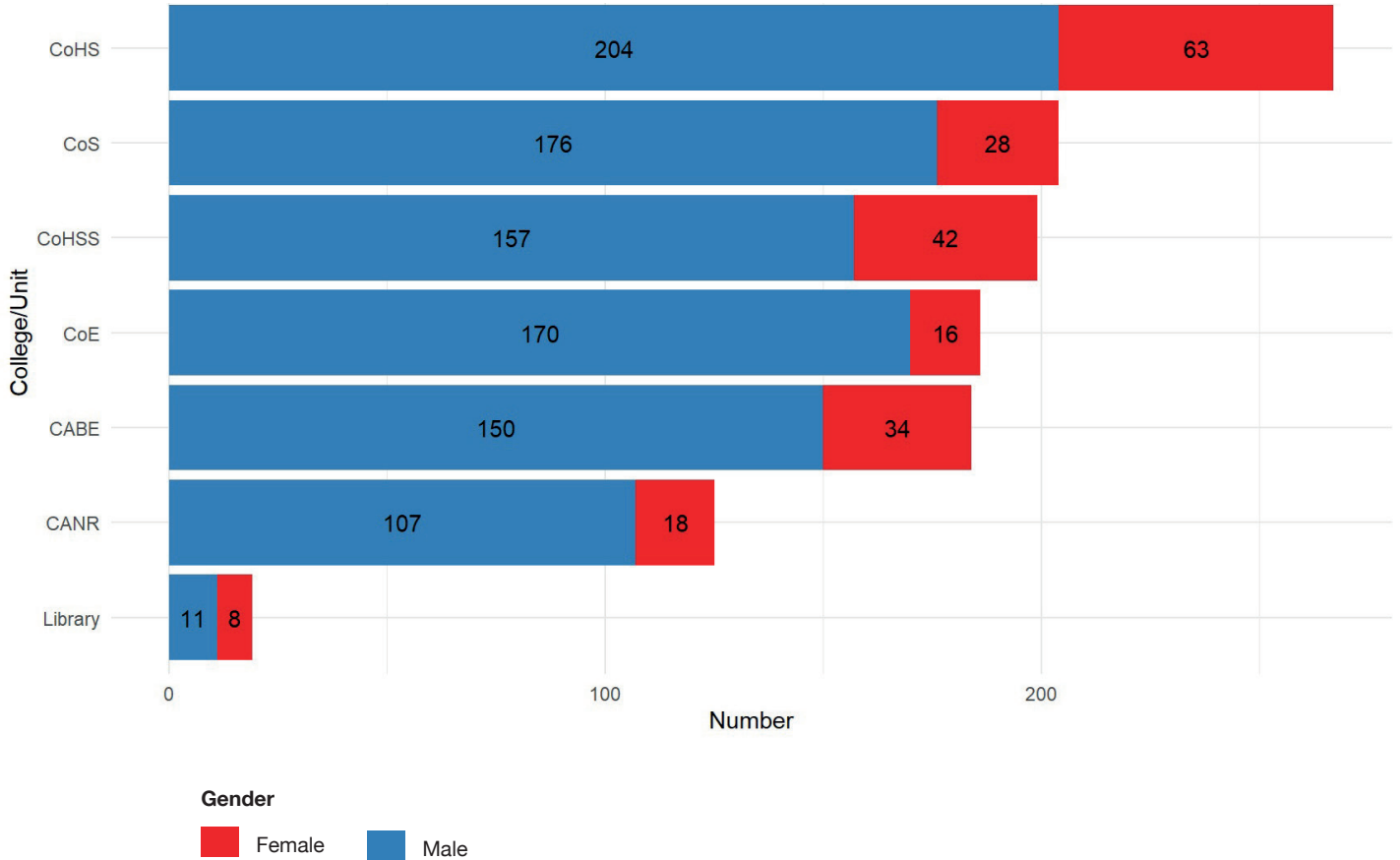
# GENDER DISTRIBUTION (JUNIOR STAFF)



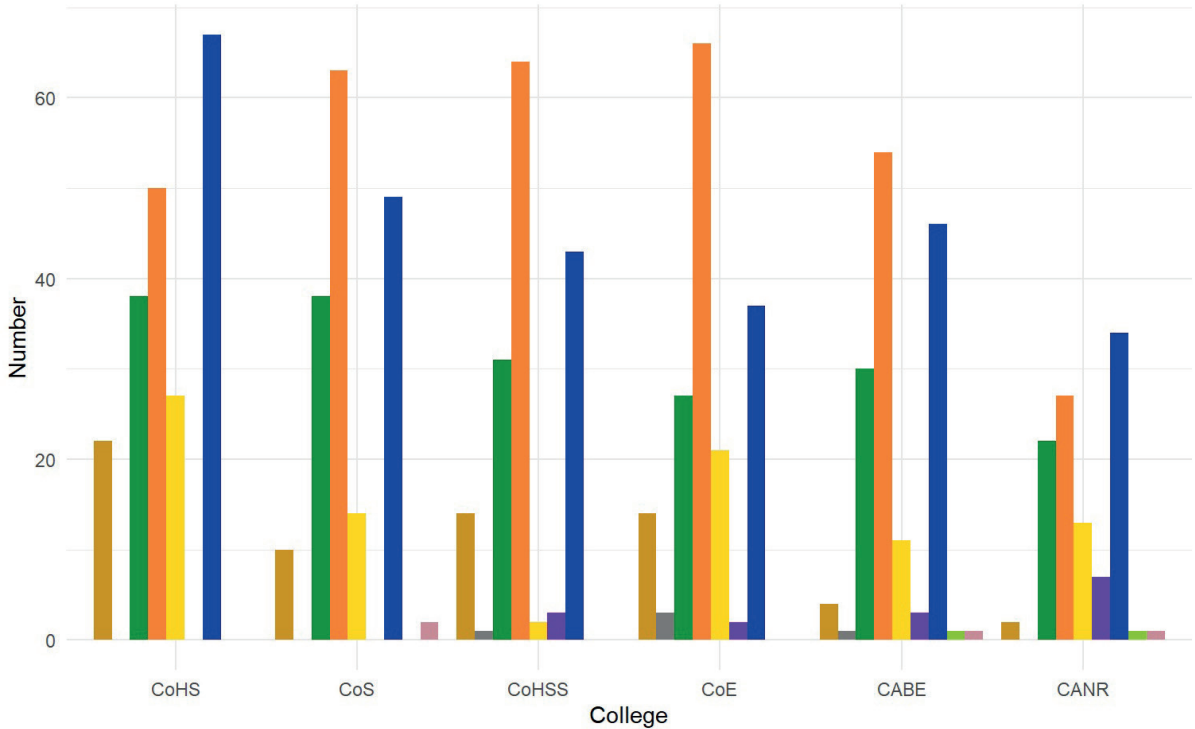
## GENDER DISTRIBUTION (SENIOR STAFF)



## GENDER DISTRIBUTION SENIOR MEMBERS (ACADEMIC)

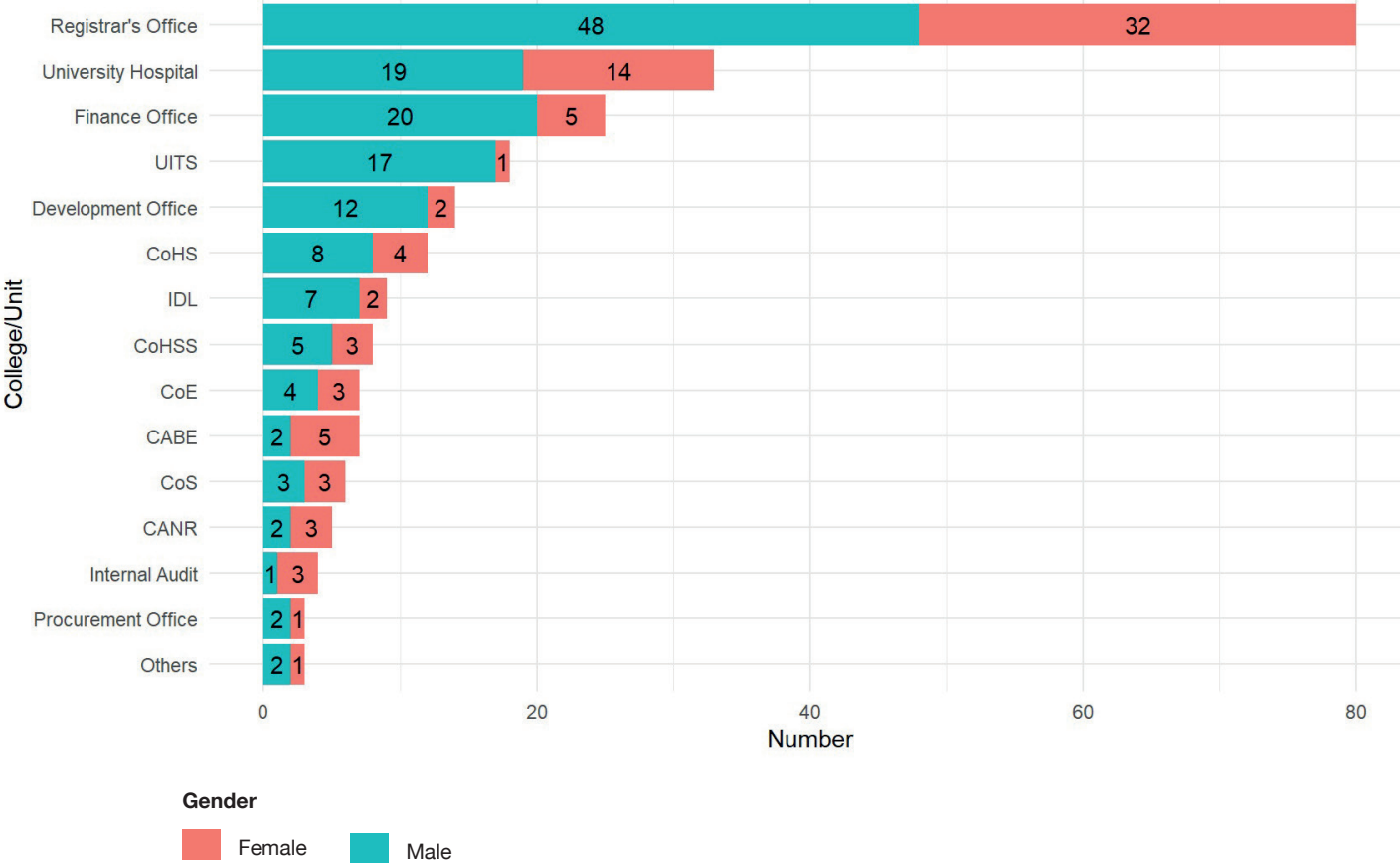


# SENIOR MEMBERS ACADEMIC STAFF RANK BY COLLEGES

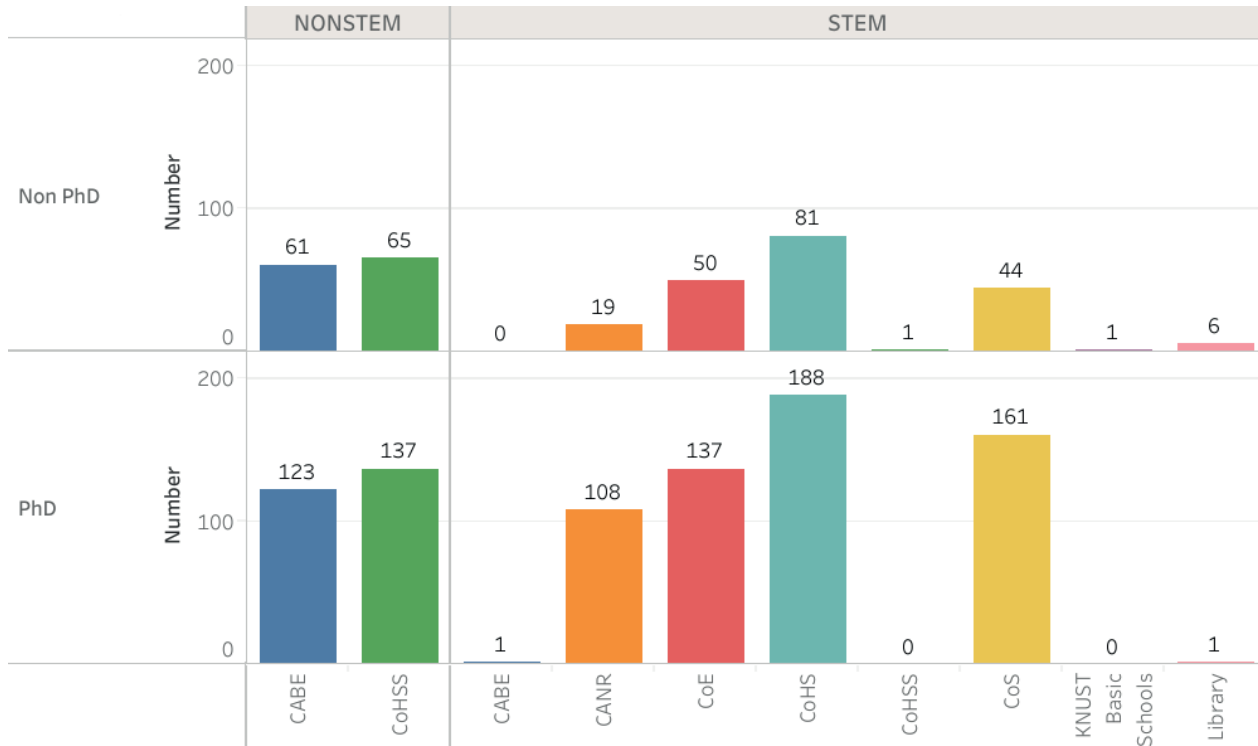


- Professor
- Associate Professor
- Assistant Lecturer
- Senior Lecturer
- Research Fellow
- Assistant Research Fellow
- Lecturer
- Technical Instructor
- Senior Research Fellow

# GENDER DISTRIBUTION SENIOR MEMBERS (ADMINISTRATIVE AND PROFESSIONAL)



## SENIOR MEMBERS-STEM/NONSTEM (ACADEMIC)

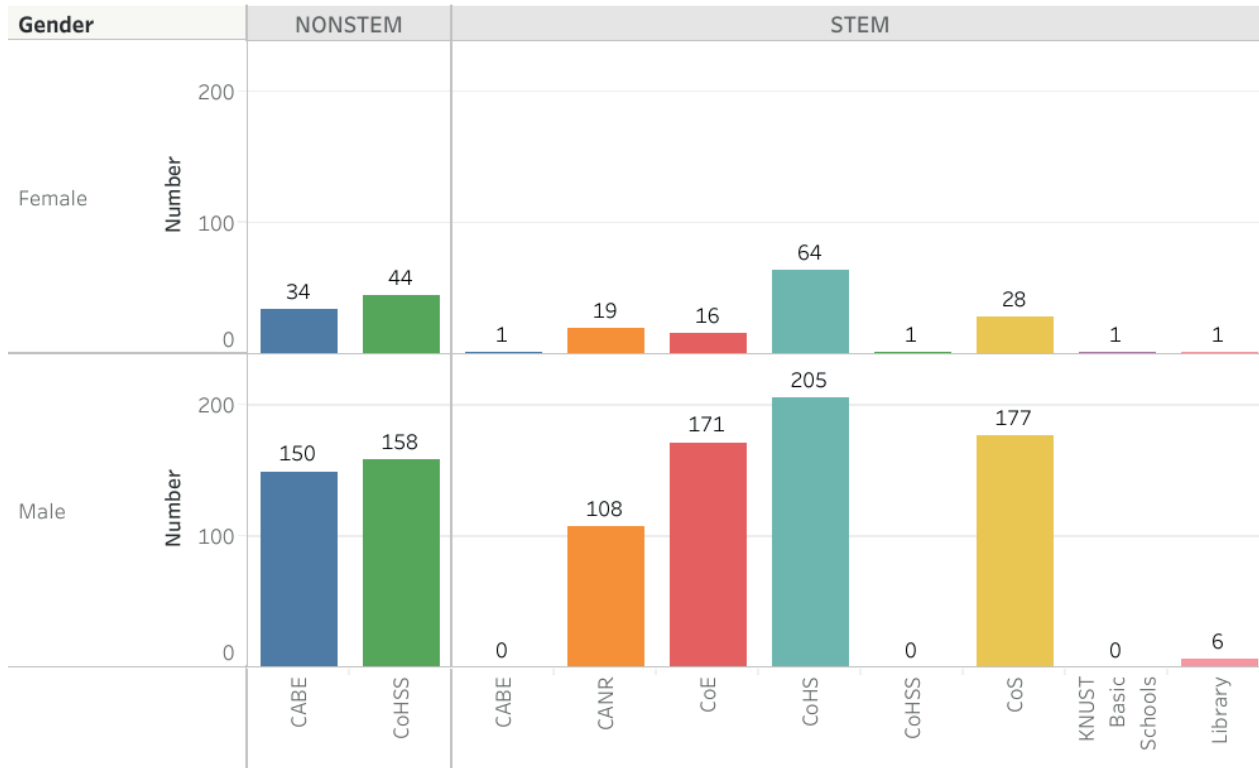


### CATEGORY

■ CABE  
 ■ CANR  
 ■ CoE  
 ■ CoHS  
 ■ CoHSS  
 ■ CoS  
 ■ KNUST BASIC SCHOOLS  
 ■ LIBRARY



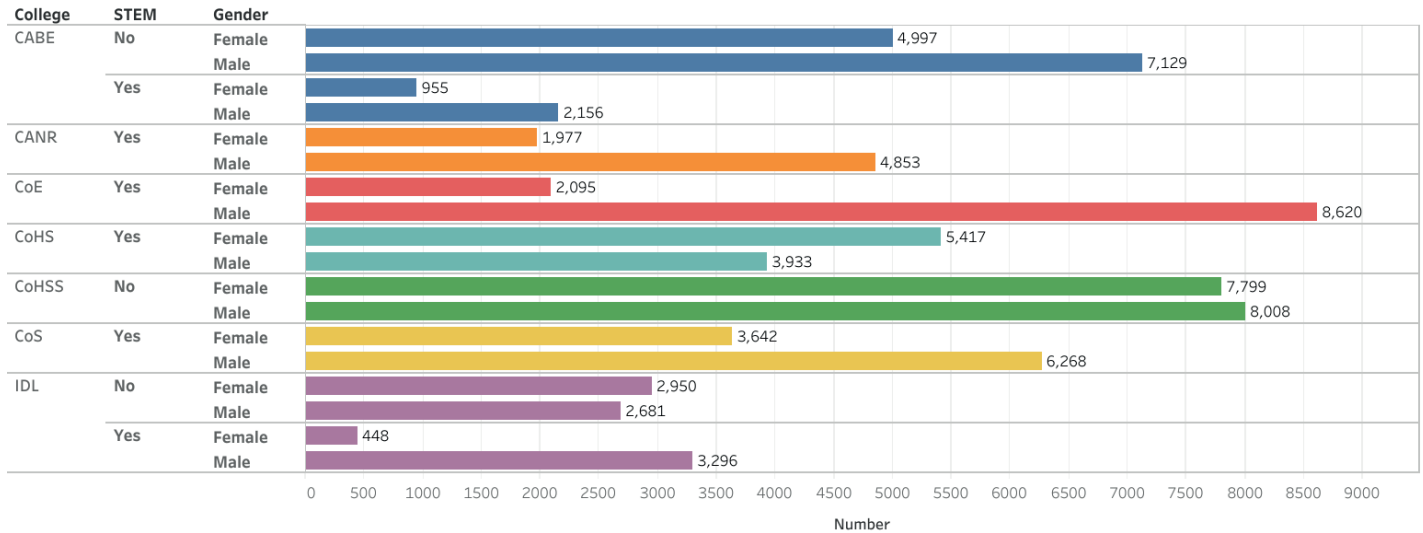
## SENIOR MEMBERS- STEM/NONSTEM – GENDER (ACADEMIC)



### CATEGORY

■ CABE  
 ■ CANR  
 ■ CoE  
 ■ CoHS  
 ■ CoHSS  
 ■ CoS  
 ■ KNUST BASIC SCHOOLS  
 ■ LIBRARY

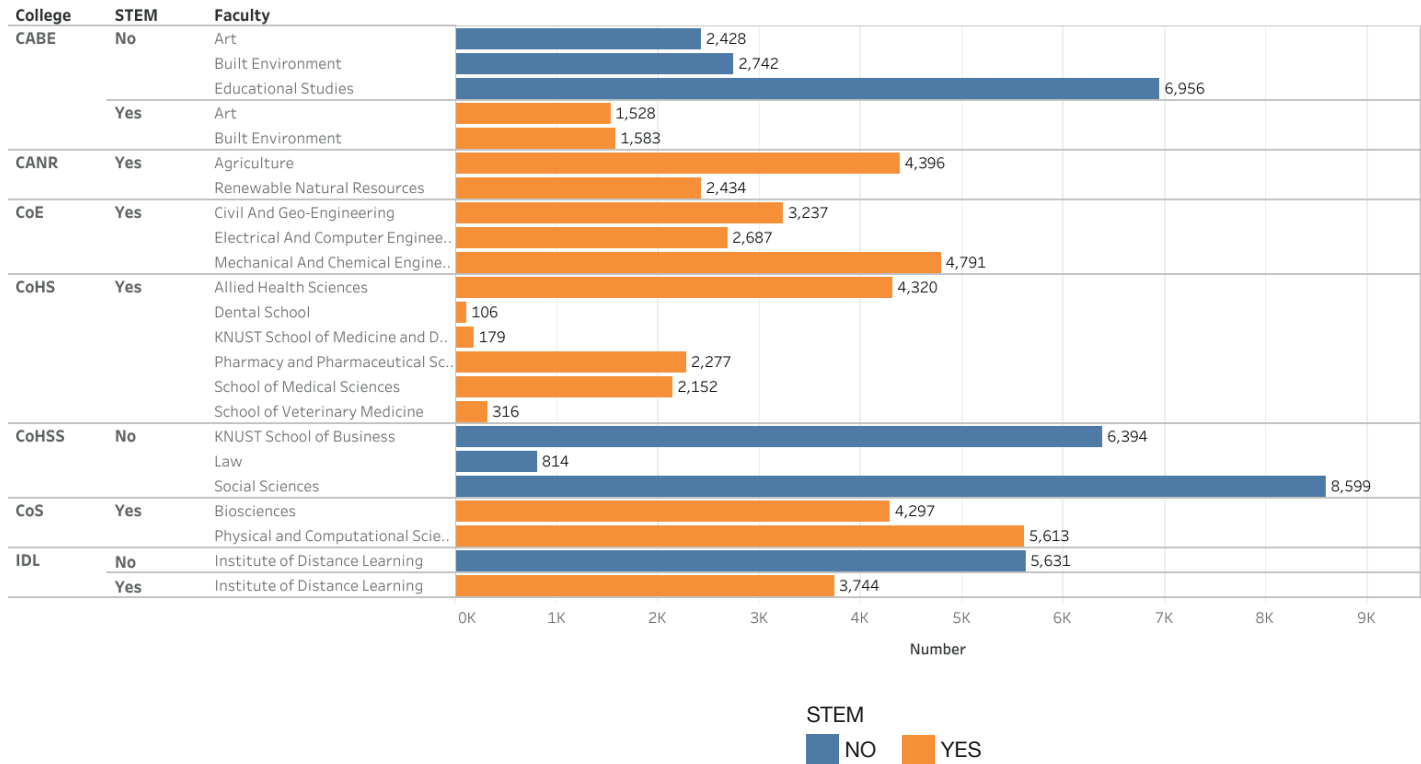
## UNDERGRADUATE STEM/NONSTEM INFORMATION BY COLLEGE AND GENDER



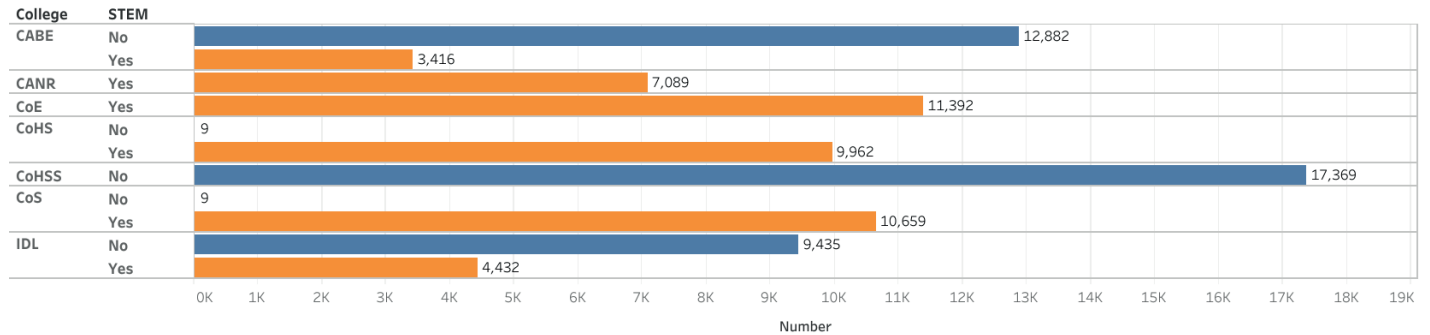
### COLLEGES



## UNDERGRADUATE STEM/NONSTEM INFORMATION BY COLLEGE AND FACULTY




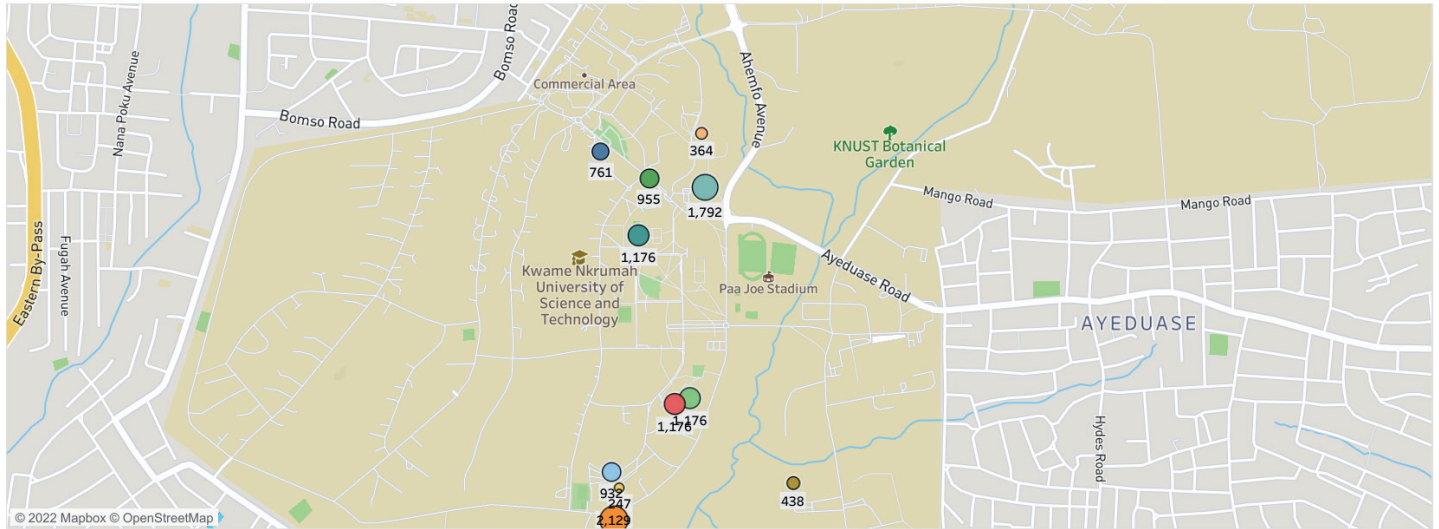
## STUDENTS ENROLMENT ON STEM/NONSTEM PROGRAMME BY COLLEGE

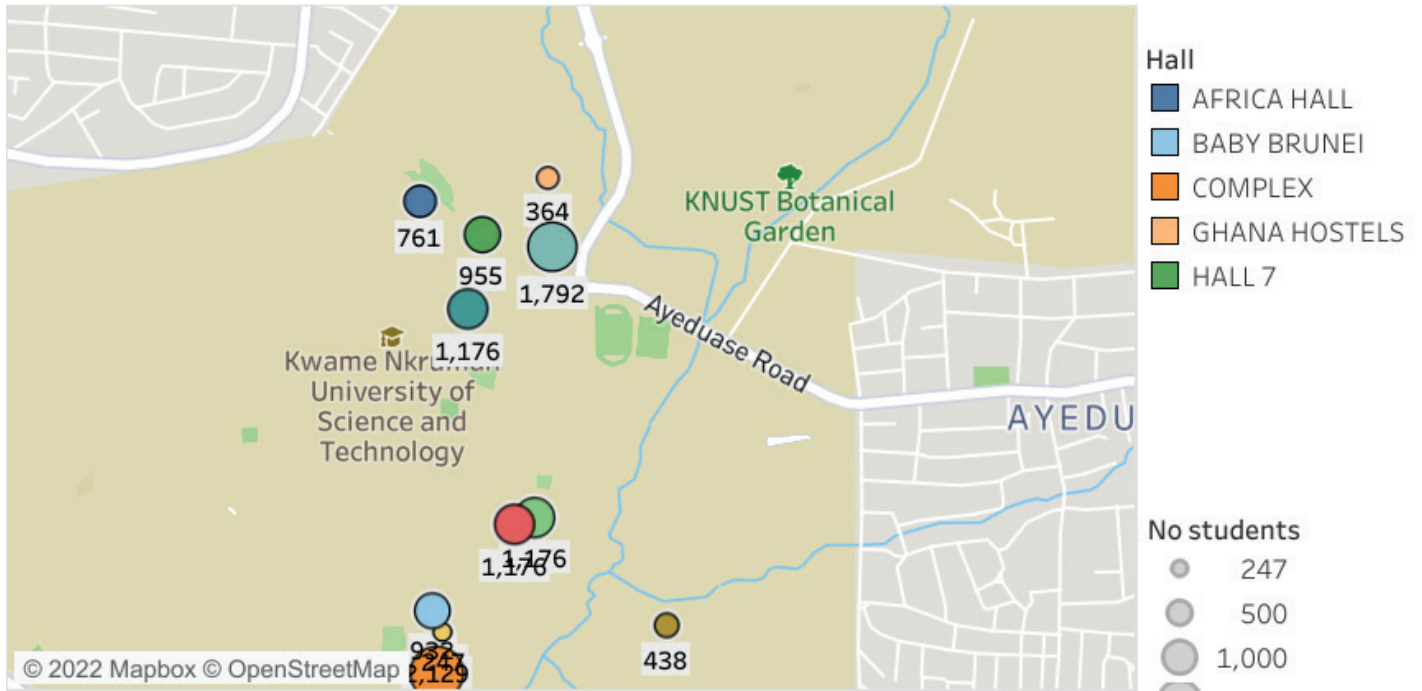


STEM

■ NO ■ YES

# CAPACITY OF HALLS/HOSTELS ON AND OFF CAMPUS






CAPACITY OF HALLS/HOSTELS ON AND OFF CAMPUS



Hall

<span style="color: blue;">■</span> 4 SEASONS	<span style="color: blue;">■</span> ADOM- BI	<span style="color: teal;">■</span> AMANDA HOST..	<span style="color: grey;">■</span> AMER
<span style="color: lightblue;">■</span> A&D	<span style="color: green;">■</span> AFIRIM	<span style="color: teal;">■</span> AMEN ANEX	<span style="color: maroon;">■</span> ANAR
<span style="color: orange;">■</span> ABC	<span style="color: lightblue;">■</span> AFRICA HALL	<span style="color: red;">■</span> AMEN APT	<span style="color: pink;">■</span> ANGLI
<span style="color: lightorange;">■</span> ABUNDANT GR..	<span style="color: olive;">■</span> AGAPE	<span style="color: lightcoral;">■</span> AMEN HOSTEL ..	<span style="color: purple;">■</span> APPIA
<span style="color: green;">■</span> ACHIBA1	<span style="color: yellow;">■</span> ALSTAR	<span style="color: black;">■</span> AMEN INN	<span style="color: purple;">■</span> ASABE

 University Press, KNUST, Kumasi  
0322493231