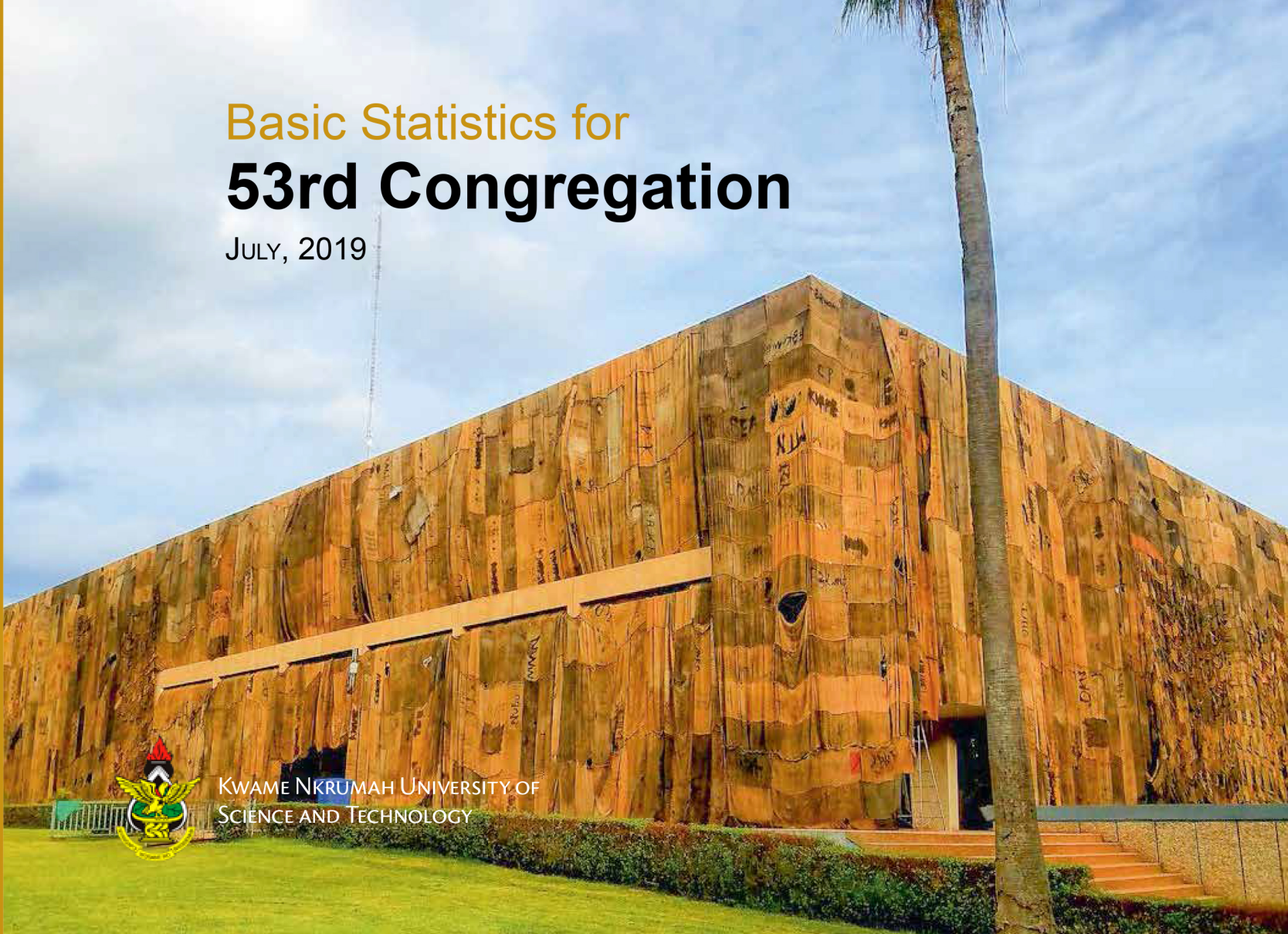


# Basic Statistics for **53rd Congregation**

JULY, 2019



KWAME NKUMAH UNIVERSITY OF  
SCIENCE AND TECHNOLOGY





KWAME NKURUMAH UNIVERSITY  
OF SCIENCE AND TECHNOLOGY

# Basic Statistics for 53rd Congregation

JULY, 2019

## ABSTRACT



The objective of this publication is to present to you, our guest, and the general public attending our 53rd congregation, statistical information about the Kwame Nkrumah University of Science and Technology (KNUST), Kumasi. This booklet contains information covering staff strength and student population for the 2018/2019 academic year.

For this academic year, we received a total of 61,575 applications, of which 33,733 (54.8%) were males and 27,842 (45.2%) were females. Of this number, only 40,592 were admitted - of which 30,980 enrolled - mainly due to limited academic facilities.

Our current student population stands at 62,346 with 35,791 (57%) males and 26,555 (43%) females. The above figures, however, are inclusive of Diploma students from various Nursing and Midwifery Training Colleges throughout the country.

KNUST currently has an international student population of 713 made up of 369 (52%) males and 344 (48%) females from 39 countries.

Our current staff strength also stands at 3,254, with 2,411 (74%) males and 843 (26%) females.

A total of 6,880 undergraduates – made up of 4,320 (63%) males and 2,560 (37%) females are being presented for this graduation, as well as 1,068 postgraduates, made up of 731 (68%) males and 337 (32%) females.

# CONTENTS

Graduands Distribution For Undergraduate Programs by Gender, Faculty and Class	5
PG Graduands Distribution by Faculty, Gender and Class	7
Application and Admission Info by Gender and College	8
Application and Admission Info by Gender, College and Faculty	12
Undergraduate Application and Admission Info by Gender and College	15
Graduate Application and Admission Info by Gender and College	16
Student Enrolment by Gender, College and Faculty	17
Undergraduate Enrolment of Ghanaian Students	19
Postgraduate Enrolment of Ghanaian Students	20
Enrolment of International Students	21
Enrolment of Students by Nationality	22
Undergraduate Enrolment of International Students	23
Postgraduate Enrolment of International Students	24
Gender Distribution (Junior Staff)	25
Gender Distribution (Senior Staff)	32
Gender Distribution (Senior Member - Academic)	41
Gender Distribution (Senior Member - Administrative)	49
Halls of Residence	54
Approved Hostels	55

## LIST OF FIGURES

- Figure 1: Gender distribution           9
- Figure 2: Application and admission information       11
- Figure 3: Student enrolment by gender, college and faculty   18



## GRADUANDS DISTRIBUTION FOR UNDERGRADUATE PROGRAMS BY GENDER, COLLEGE, FACULTY AND CLASS

COLLEGE	FACULTY	DISTINCTION			FIRST CLASS			SECOND CLASS (UPPER DIVISION)			SECOND CLASS (LOWER DIVISION)			PASS			TOTAL
		GENDER		TOTAL	GENDER		TOTAL	GENDER		TOTAL	GENDER		TOTAL	GENDER		TOTAL	
		F	M		F	M		F	M		F	M		F	M		
AGRICULTURE AND NATURAL RESOURCES	Agriculture	-	-	-	8	28	36	69	130	199	42	95	137	-	4	4	376
	Renewable Natural Resources	-	-	-	14	21	35	55	82	137	30	49	79	2	5	7	258
ART AND BUILT ENVIRONMENT	Art	-	-	-	29	48	77	83	155	238	9	38	47	-	2	2	364
	Built Environment	-	-	-	13	21	34	112	191	303	23	106	129	2	5	7	473
ENGINEERING	Civil and Geo- Engineering	-	-	-	21	65	86	26	145	171	4	54	58	-	-	-	315
	Electrical and Computer Engineering	-	-	-	13	66	79	21	81	102	2	21	23	-	2	2	206
	Mechanical and Chemical Engineering	-	-	-	16	57	73	39	155	194	8	54	62	-	7	7	336

GRADUANDS DISTRIBUTION FOR UNDERGRADUATE PROGRAMS BY GENDER, COLLEGE, FACULTY AND CLASS

COLLEGE	FACULTY	DISTINCTION			FIRST CLASS			SECOND CLASS (UPPER DIVISION)			SECOND CLASS (LOWER DIVISION)			PASS			TOTAL
		GENDER		TOTAL	GENDER		TOTAL	GENDER		TOTAL	GENDER		TOTAL	GENDER		TOTAL	
		F	M		F	M		F	M		F	M		F	M		
HEALTH SCIENCES	Allied Health Sciences	-	1	1	22	17	39	134	46	180	26	11	37	16	12	28	285
	Dental School	-	-	-	-	-	-	-	-	-	-	-	-	26	25	51	51
	Pharmacy and Pharmaceutical Sciences	-	-	-	1	-	1	5	6	11	2	10	12	106	110	216	240
	School of Medical Sciences	-	-	-	7	4	11	13	11	24	4	6	10	165	170	335	380
	School of Veterinary Medicine	-	-	-	-	-	-	-	-	-	-	-	-	2	9	11	11
HUMANITIES AND SOCIAL SCIENCES	KNUST School of Business	-	-	-	38	45	83	48	64	112	17	43	60	-	2	2	257
	Law	-	-	-	2	2	4	52	23	75	28	32	60	-	1	1	140
	Social Sciences	-	-	-	78	83	161	262	249	511	136	112	248	7	9	16	936
INSTITUTE OF DISTANCE LEARNING	Institute of Distance Learning	-	2	2	4	17	21	136	248	384	202	412	614	14	72	86	1107
SCIENCE	Biosciences	-	-	-	27	49	76	111	127	238	33	49	82	15	23	38	434
	Physical and Computational Sciences	-	-	-	26	88	114	116	293	409	38	146	184	-	4	4	711
<b>Total</b>		<b>0</b>	<b>3</b>	<b>3</b>	<b>319</b>	<b>611</b>	<b>930</b>	<b>1282</b>	<b>2006</b>	<b>3288</b>	<b>604</b>	<b>1238</b>	<b>1842</b>	<b>355</b>	<b>462</b>	<b>817</b>	<b>6880</b>

## GRADUANDS DISTRIBUTION FOR POSTGRADUATE PROGRAMS BY GENDER, COLLEGE, FACULTY AND CLASS

COLLEGE	FACULTY	MASTERS			PHD		
		GENDER		TOTAL	GENDER		TOTAL
		F	M		F	M	
AGRICULTURE AND NATURAL RESOURCES	Agriculture	12	12	24	2	3	5
	Renewable Natural Resources	8	10	18	1	4	5
ART AND BUILT ENVIRONMENT	Art	7	8	15	1	1	2
	Built Environment	14	45	59	1	2	3
ENGINEERING	Civil and Geo-Engineering	1	5	6	4	9	13
	Electrical and Computer Engineering	-	3	3	-	-	-
	Mechanical and Chemical Engineering	3	28	31	-	3	3
HEALTH SCIENCES	Allied Health Sciences	1	1	2	-	-	-
	Pharmacy and Pharmaceutical Sciences	4	10	14	1	-	1
	School of Medical Sciences	2	16	18	-	-	-
	School of Public Health	14	12	26	2	4	6
HUMANITIES AND SOCIAL SCIENCES	KNUST School of Business	7	37	44	1	2	3
	Law	2	-	2	-	-	-
	Social Sciences	19	59	78	1	-	1
INSTITUTE OF DISTANCE LEARNING	Institute of Distance Learning	213	404	617	-	-	-
KNUST-AFRICA INSTITUTE OF SANITATION AND WASTE MANAGEMENT	KNUST-Africa Institute of Sanitation and Waste Management	-	5	5	-	-	-
SCIENCE	Biosciences	9	13	22	1	1	2
	Physical and Computational Sciences	5	29	34	1	5	6
<b>Total</b>		<b>321</b>	<b>697</b>	<b>1018</b>	<b>16</b>	<b>34</b>	<b>50</b>



## APPLICATION AND ADMISSION INFO BY GENDER AND COLLEGE

COLLEGE	APPLIED			QUALIFIED			ADMITTED			NEW ENTRANT			CURRENT STUDENT POPULATION		
	M	F	T	M	F	T	M	F	T	M	F	T	M	F	T
CANR	1096	452	1548	827	338	1165	1606	705	2311	1026	444	1470	3177	1370	4547
CABE	3612	1601	5213	2348	1004	3352	2160	1145	3305	1531	753	2284	4386	2211	6597
CoE	5458	1039	6497	4342	853	5195	2815	588	3403	1856	369	2225	5546	1086	6632
CoE*	15	5	20	15	5	20	15	5	20	15	5	20	15	5	20
CoHS	4799	6494	11293	3837	4381	8218	1422	1969	3391	1036	1630	2666	3213	4287	7500
CoHS*	2599	7070	9669	2519	6985	9504	2570	7022	9592	2555	6957	9512	2600	7063	9663
CoHSS	7251	6941	14192	4960	4309	9269	3797	3376	7173	2318	1887	4205	6098	5112	11210
IDL	5600	2524	8124	4722	2167	6889	4755	2171	6926	3812	1863	5675	5434	2522	7956
CoS	3244	1619	4863	2546	1227	3773	2766	1549	4315	1755	1012	2767	5262	2800	8062
CoS*	59	97	156	59	97	156	59	97	156	59	97	156	60	99	159
TOTAL	33733	27842	61575	26175	21366	47541	21965	18627	40592	15963	15017	30980	35791	26555	62346
PERCENTAGE	55%	45%	100%	55%	45%	100%	54%	46%	100%	52%	48%	100%	57%	43%	100%
Starred (*) programs by Affiliate Institutions															

GENDER	CURRENT STUDENT POPULATION
MALE	35791
FEMALE	26555
TOTAL	62346

### CURRENT STUDENT INFORMATION BY GENDER

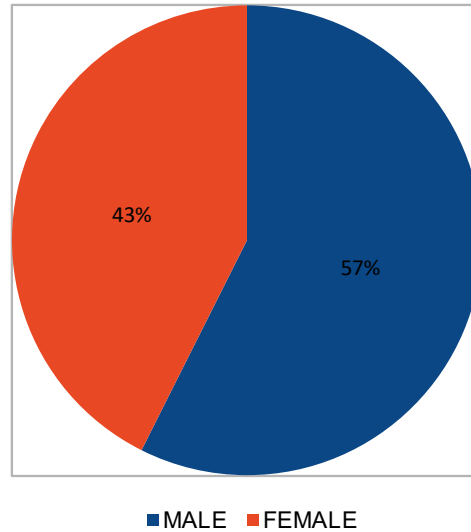


Figure 1: Gender distribution

APPLICATION AND ADMISSION INFO BY COLLEGE

COLLEGE	APPLIED	QUALIFIED	ADMITTED	NEW ENTRANT	CURRENT STUDENT POPULATION
CANR	1548	1165	2311	1470	<b>4547</b>
CABE	5213	3352	3305	2284	<b>6597</b>
CoE	6497	5195	3403	2225	<b>6632</b>
CoE*	20	20	20	20	<b>20</b>
CoHS	11293	8218	3391	2666	<b>7500</b>
CoHS*	9669	9504	9592	9512	<b>9663</b>
CoHSS	14192	9269	7173	4205	<b>11210</b>
IDL	8124	6889	6926	5675	<b>7956</b>
CoS	4863	3773	4315	2767	<b>8062</b>
CoS*	156	156	156	156	<b>159</b>
<b>Total</b>	<b>61575</b>	<b>47541</b>	<b>40592</b>	<b>30980</b>	<b>62346</b>

Starred (\*) programs by Affiliate Institutions

### APPLICATION & ADMISSION INFORMATION BY COLLEGES

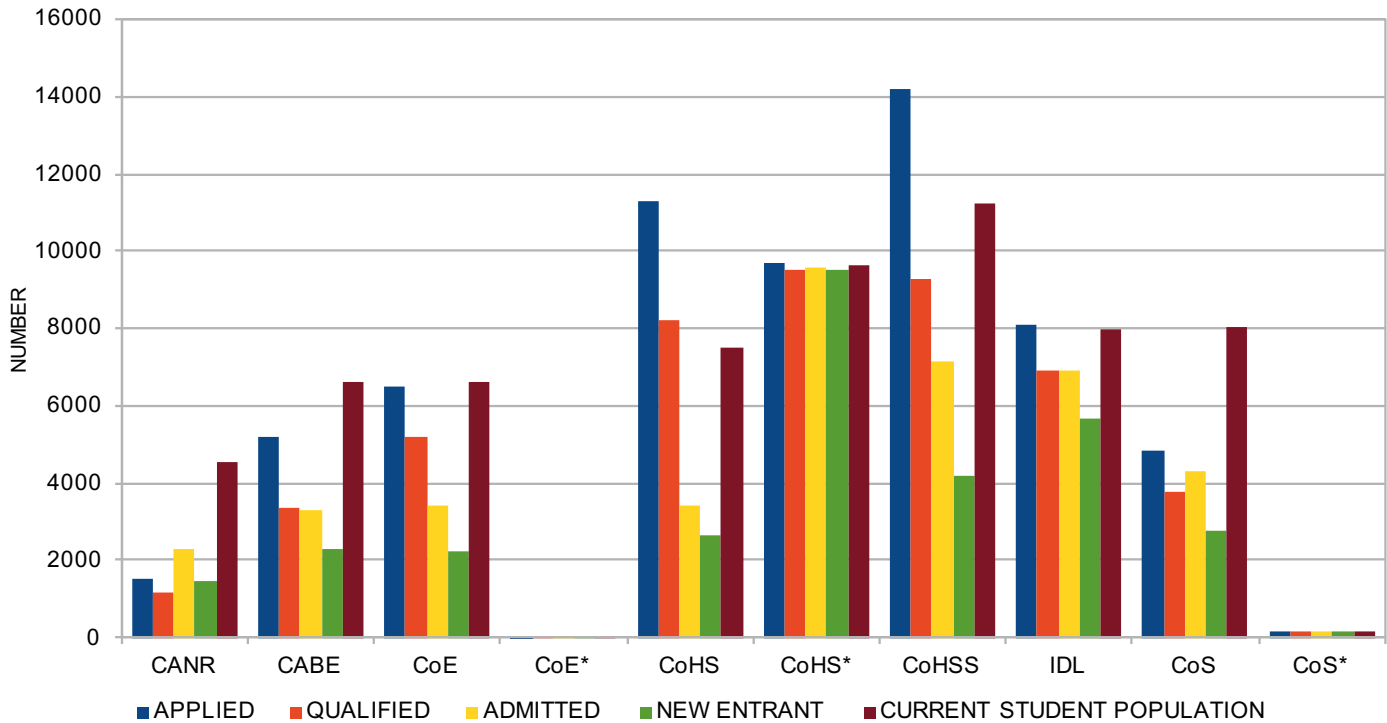


Figure 2: Application and admission information

## APPLICATION AND ADMISSION INFO BY GENDER, COLLEGE AND FACULTY

COLLEGE	FACULTY	APPLIED			QUALIFIED			ADMITTED			NEW ENTRANT			CURRENT STUDENT POPULATION		
		M	F	T	M	F	T	M	F	T	M	F	T	M	F	T
AGRICULTURE AND NATURAL RESOURCES	Agriculture	689	251	940	527	186	713	1054	389	1443	666	251	917	2052	735	2787
	Renewable Natural Resources	407	201	608	300	152	452	552	316	868	360	193	553	1125	635	1760
	<b>Total</b>	<b>1096</b>	<b>452</b>	<b>1548</b>	<b>827</b>	<b>338</b>	<b>1165</b>	<b>1606</b>	<b>705</b>	<b>2311</b>	<b>1026</b>	<b>444</b>	<b>1470</b>	<b>3177</b>	<b>1370</b>	<b>4547</b>
ART AND BUILT ENVIRONMENT	Art	1220	717	1937	621	334	955	966	627	1593	610	377	987	1845	1060	2905
	Built Environment	2392	884	3276	1727	670	2397	1194	518	1712	921	376	1297	2541	1151	3692
	<b>Total</b>	<b>3612</b>	<b>1601</b>	<b>5213</b>	<b>2348</b>	<b>1004</b>	<b>3352</b>	<b>2160</b>	<b>1145</b>	<b>3305</b>	<b>1531</b>	<b>753</b>	<b>2284</b>	<b>4386</b>	<b>2211</b>	<b>6597</b>
ENGINEERING	Civil and Geo-Engineering	1673	342	2015	1338	283	1621	910	184	1094	614	122	736	1936	390	2326
	Electrical and Computer Engineering	1924	314	2238	1509	251	1760	712	160	872	458	80	538	1317	239	1556
	Affiliate Computer Engeneering *	15	5	20	15	5	20	15	5	20	15	5	20	15	5	20
	Mechanical and Chemical Engineering	1876	388	2264	1495	319	1814	1193	244	1437	784	167	951	2293	457	2750
	<b>Total</b>	<b>5488</b>	<b>1049</b>	<b>6537</b>	<b>4357</b>	<b>858</b>	<b>5215</b>	<b>2830</b>	<b>593</b>	<b>3423</b>	<b>1871</b>	<b>374</b>	<b>2245</b>	<b>5561</b>	<b>1091</b>	<b>6652</b>

APPLICATION AND ADMISSION INFO BY GENDER, COLLEGE AND FACULTY

COLLEGE	FACULTY	APPLIED			QUALIFIED			ADMITTED			NEW ENTRANT			CURRENT STUDENT POPULATION		
		M	F	T	M	F	T	M	F	T	M	F	T	M	F	T
HEALTH SCIENCES	Allied Health Sciences	1480	3897	5377	1054	2316	3370	501	1277	1778	383	1128	1511	844	2357	3201
	Affiliate Nursing Programs*	2449	6937	9386	2449	6927	9376	2449	6929	9378	2434	6865	9299	2479	6971	9450
	Dental School	77	77	<b>154</b>	62	62	124	21	23	44	18	19	37	74	92	166
	Pharmacy and Pharmaceutical Sciences	1144	846	1990	995	696	1691	400	259	659	304	210	514	1197	917	2114
	School of Medical Sciences	1910	1572	3482	1596	1231	2827	356	327	683	246	216	462	932	847	1779
	Affiliate Community Health*	150	133	283	70	58	128	121	93	214	121	92	213	121	92	213
	School of Public Health	127	87	214	90	63	153	90	63	153	59	48	107	59	48	107
	School of Veterinary Medicine	61	15	<b>76</b>	40	13	53	54	20	74	26	9	35	107	26	133
	<b>Total</b>	<b>7398</b>	<b>13564</b>	<b>20962</b>	<b>6356</b>	<b>11366</b>	<b>17722</b>	<b>3992</b>	<b>8991</b>	<b>12983</b>	<b>3591</b>	<b>8587</b>	<b>12178</b>	<b>5813</b>	<b>11350</b>	<b>17163</b>
HUMANITIES AND SOCIAL SCIENCES	KNUST School of Business	3332	2822	<b>6154</b>	2411	1900	4311	1437	1263	2700	1002	829	1831	2292	1679	3971
	Law	719	1099	<b>1818</b>	435	699	1134	124	147	271	100	109	209	394	397	791
	Social Sciences	3200	3020	6220	2114	1710	3824	2236	1966	4202	1216	949	2165	3412	3036	6448
	<b>Total</b>	<b>7251</b>	<b>6941</b>	<b>14192</b>	<b>4960</b>	<b>4309</b>	<b>9269</b>	<b>3797</b>	<b>3376</b>	<b>7173</b>	<b>2318</b>	<b>1887</b>	<b>4205</b>	<b>6098</b>	<b>5112</b>	<b>11210</b>

APPLICATION AND ADMISSION INFO BY GENDER, COLLEGE AND FACULTY

COLLEGE	FACULTY	APPLIED			QUALIFIED			ADMITTED			NEW ENTRANT			CURRENT STUDENT POPULATION		
		M	F	T	M	F	T	M	F	T	M	F	T	M	F	T
INSTITUTE OF DISTANCE LEARNING	Institute of Distance Learning	5600	2524	8124	4722	2167	6889	4755	2171	6926	3812	1863	5675	5434	2522	7956
SCIENCE	Biosciences	957	1050	2007	791	756	1547	962	914	1876	567	536	1103	1710	1582	3292
	Biosciences*	59	97	156	59	97	156	59	97	156	59	97	156	60	99	159
	Physical and Computational Sciences	2287	569	2856	1755	471	2226	1804	635	2439	1129	379	1508	3552	1218	4770
	<b>Total</b>	<b>3303</b>	<b>1716</b>	<b>5019</b>	<b>2605</b>	<b>1324</b>	<b>3929</b>	<b>2825</b>	<b>1646</b>	<b>4471</b>	<b>1755</b>	<b>1012</b>	<b>2767</b>	<b>5322</b>	<b>2899</b>	<b>8221</b>
<b>Total</b>		<b>33748</b>	<b>27847</b>	<b>61595</b>	<b>26175</b>	<b>21366</b>	<b>47541</b>	<b>21965</b>	<b>18627</b>	<b>40592</b>	<b>15904</b>	<b>14920</b>	<b>30824</b>	<b>35791</b>	<b>26555</b>	<b>62346</b>

## UNDERGRADUATE APPLICATION AND ADMISSION INFO BY GENDER AND COLLEGE

COLLEGE	APPLIED			QUALIFIED			ADMITTED			NEW ENTRANT			CURRENT STUDENT POPULATION		
	M	F	T	M	F	T	M	F	T	M	F	T	M	F	T
CANR	947	387	1334	705	280	985	1484	647	2131	951	406	1357	3015	1302	4317
CABE	3126	1461	4587	1930	881	2811	1737	1021	2758	1201	660	1861	3816	2007	5823
CoE	5105	938	6043	4084	782	4866	2567	520	3087	1679	325	2004	5178	998	6176
CoE*	15	5	20	15	5	20	15	5	20	15	5	20	15	5	20
CoHS	4429	6294	10723	3593	4244	7837	1177	1830	3007	864	1529	2393	2968	4133	7101
CoHS*	2599	7070	9669	2519	6985	9504	2570	7022	9592	2555	6957	9512	2600	7063	9663
CoHSS	6421	6502	12923	4253	3929	8182	3086	2993	6079	1797	1610	3407	5269	4652	9921
IDL	3047	1406	4453	2376	1114	3490	2390	1114	3504	1999	1005	3004	3307	1495	4802
CoS	2924	1531	4455	2291	1160	3451	2505	1479	3984	1519	878	2397	4951	2708	7659
CoS*	59	60	119	62	63	125	65	66	131	68	69	137	71	72	143
<b>TOTAL</b>	<b>28672</b>	<b>25654</b>	<b>54326</b>	<b>21828</b>	<b>19443</b>	<b>41271</b>	<b>17596</b>	<b>16697</b>	<b>34293</b>	<b>12648</b>	<b>13444</b>	<b>26092</b>	<b>31190</b>	<b>24435</b>	<b>55625</b>
PERCENTAGE	53%	47%	100%	53%	47%	100%	51%	49%	100%	48%	52%	100%	56%	44%	100%
Starred (*) programs by Affiliate Institutions															



## GRADUATE APPLICATION AND ADMISSION INFO BY GENDER AND COLLEGE

COLLEGE	APPLIED			QUALIFIED			ADMITTED			NEW ENTRANT			CURRENT STUDENT POPULATION		
	M	F	T	M	F	T	M	F	T	M	F	T	M	F	T
CANR	149	65	214	122	58	180	122	58	180	75	38	113	162	68	230
CABE	486	140	626	418	123	541	423	124	547	330	93	423	570	204	774
CoE	368	106	474	258	71	329	248	68	316	177	44	221	368	88	456
CoHS	370	200	570	244	137	381	245	139	384	172	101	273	245	154	399
CoHSS	830	439	1269	707	380	1087	711	383	1094	521	277	798	829	460	1289
IDL	2553	1118	3671	2346	1053	3399	2365	1057	3422	1813	858	2671	2127	1027	3154
CoS	320	125	445	252	101	353	255	101	356	168	65	233	300	119	419
<b>TOTAL</b>	<b>5076</b>	<b>2193</b>	<b>7269</b>	<b>4347</b>	<b>1923</b>	<b>6270</b>	<b>4369</b>	<b>1930</b>	<b>6299</b>	<b>3256</b>	<b>1476</b>	<b>4732</b>	<b>4601</b>	<b>2120</b>	<b>6721</b>
PERCENTAGE	70%	30%	100%	69%	31%	100%	69%	31%	100%	69%	31%	100%	68%	32%	100%

## STUDENT ENROLMENT BY GENDER, COLLEGE AND FACULTY

COLLEGE	FACULTY	GENDER		TOTAL
		F	M	
AGRICULTURE AND NATURAL RESOURCES	Agriculture	735	2052	2787
	Renewable Natural Resources	635	1125	1760
ART AND BUILT ENVIRONMENT	Art	1060	1845	2905
	Built Environment	1151	2541	3692
ENGINEERING	Civil and Geo-Engineering	390	1936	2326
	Electrical and Computer Engineering	244	1332	1576
	Mechanical and Chemical Engineering	457	2293	2750
HEALTH SCIENCES	Allied Health Sciences	9328	3323	12651
	Dental School	92	74	166
	Pharmacy and Pharmaceutical Sciences	917	1197	2114
	School of Medical Sciences	934	1048	1982
	School of Public Health	53	64	117
	School of Veterinary Medicine	26	107	133
HUMANITIES AND SOCIAL SCIENCES	KNUST School of Business	1679	2292	3971
	Law	397	394	791
	Social Sciences	3036	3412	6448
INSTITUTE OF DISTANCE LEARNING	Institute of Distance Learning	2522	5434	7956
SCIENCE	Biosciences	1681	1770	3451
	Physical and Computational Sciences	1218	3552	4770
<b>Total</b>		<b>26555</b>	<b>35791</b>	<b>62346</b>

STUDENT ENROLMENT BY GENDER, COLLEGE AND FACULTY

COLLEGE	TOTAL
CANR	4547
CABE	6597
CoE	6652
CoHS	17163
CoHSS	11210
IDL	7956
CoS	8221
<b>Total</b>	<b>62346</b>

Student Enrolment By Gender, College and Faculty

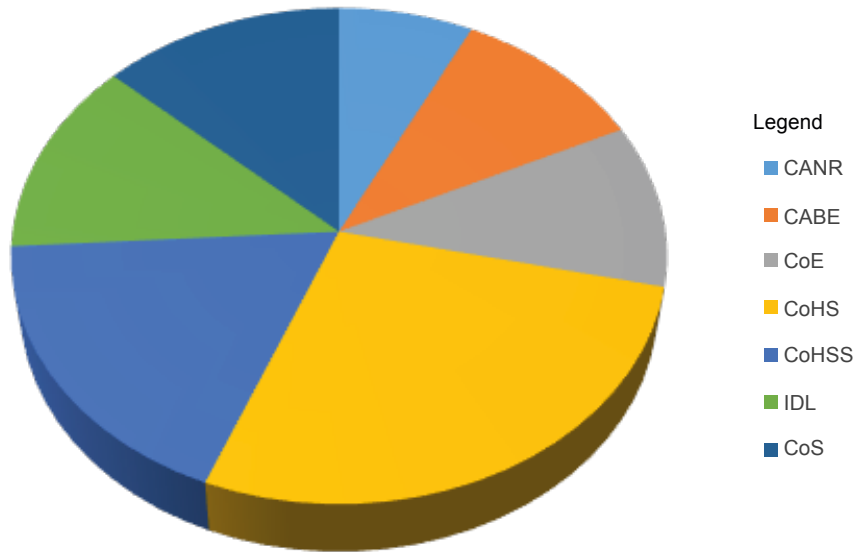


Figure 3: Student enrolment by gender, college and faculty

## UNDERGRADUATE ENROLMENT OF GHANAIAN STUDENTS

COLLEGE	FACULTY	GENDER		TOTAL
		F	M	
AGRICULTURE AND NATURAL RESOURCES	Agriculture	685	1933	<b>2618</b>
	Renewable Natural Resources	616	1071	1687
ART AND BUILT ENVIRONMENT	Art	1013	1742	2755
	Built Environment	986	2052	3038
ENGINEERING	Civil And Geo-Engineering	322	1661	1983
	Electrical And Computer Engineering	228	1254	1482
	Mechanical And Chemical Engineering	420	2147	2567
HEALTH SCIENCES	Allied Health Sciences	9266	3281	12547
	Dental School	82	74	<b>156</b>
	Pharmacy and Pharmaceutical Sciences	789	1088	1877
	School of Medical Sciences	827	925	1752
	School of Veterinary Medicine	25	105	<b>130</b>
HUMANITIES AND SOCIAL SCIENCES	KNUST School of Business	1304	1711	<b>3015</b>
	Law	368	370	<b>738</b>
	Social Sciences	2942	3160	6102
INSTITUTE OF DISTANCE LEARNING	Institute of Distance Learning	1495	3307	<b>4802</b>
SCIENCE	Biosciences	1581	1636	3217
	Physical and Computational Sciences	1174	3354	4528
<b>Total</b>		<b>24123</b>	<b>30871</b>	<b>54994</b>

## POSTGRADUATE ENROLMENT OF GHANAIAI STUDENTS

COLLEGE	FACULTY	GENDER		TOTAL
		F	M	
AGRICULTURE AND NATURAL RESOURCES	Agriculture	47	102	149
	Renewable Natural Resources	18	53	71
ART AND BUILT ENVIRONMENT	Art	44	100	144
	Built Environment	157	460	617
ENGINEERING	Civil and Geo-Engineering	45	221	266
	Electrical and Computer Engineering	4	38	42
	Mechanical and Chemical Engineering	22	90	112
HEALTH SCIENCES	Allied Health Sciences	32	34	66
	Pharmacy and Pharmaceutical Sciences	30	58	88
	School of Medical Sciences	37	86	123
	School of Public Health	48	58	106
HUMANITIES AND SOCIAL SCIENCES	KNUST School of Business	368	568	<b>936</b>
	Law	10	20	<b>30</b>
	Social Sciences	80	237	317
INSTITUTE OF DISTANCE LEARNING	Institute of Distance Learning	1025	2127	<b>3152</b>
SCIENCE	Bioscience	80	111	191
	Physical and Computational Sciences	36	183	219
<b>Total</b>		<b>2083</b>	<b>4546</b>	<b>6629</b>

## ENROLMENT OF INTERNATIONAL STUDENTS

COLLEGE	FACULTY	GENDER		TOTAL
		F	M	
AGRICULTURE AND NATURAL RESOURCES	Agriculture	3	17	20
	Renewable Natural Resources	1	1	2
ART AND BUILT ENVIRONMENT	Art	3	3	6
	Built Environment	8	29	37
ENGINEERING	Civil and Geo-Engineering	23	54	77
	Electrical and Computer Engineering	12	40	52
	Mechanical and Chemical Engineering	15	56	71
HEALTH SCIENCES	Allied Health Sciences	30	8	38
	Dental School	10	-	10
	Pharmacy and Pharmaceutical Sciences	98	51	149
	School of Medical Sciences	70	37	107
	School of Public Health	-	1	1
	School of Veterinary Medicine	1	2	3
HUMANITIES AND SOCIAL SCIENCES	KNUST School of Business	7	13	20
	Law	19	4	23
	Social Sciences	14	15	29
INSTITUTE OF DISTANCE LEARNING	Institute of Distance Learning	2	-	2
SCIENCE	Biosciences	20	23	43
	Physical and Computational Sciences	8	15	23
Total		344	369	713

## ENROLMENT OF STUDENTS BY NATIONALITY

COUNTRY	GENDER		TOTAL
	F	M	
Australia	-	1	1
Belgium	1	-	1
Benin	6	7	13
Botswana	1	-	1
Burkina Faso	9	6	15
Burundi	1	-	1
Cameroon	30	23	53
Congo	1	6	7
Congo, DR	-	3	3
Côte D'Ivoire	4	3	7
Equatorial Guinea	1	1	2
Ethiopia	-	3	3
Gabon	3	4	7
Gambia	6	22	28
Germany	2	1	3
Ghana	26209	35421	61630
Gibraltar	1	-	1
India	1	-	1

COUNTRY	GENDER		TOTAL
	F	M	
Kenya	2	6	8
Liberia	-	5	5
Malawi	1	2	3
Mali	4	2	6
Namibia	1	1	2
Niger	2	13	15
Nigeria	242	226	468
Pakistan	1	2	3
Rwanda	9	6	15
Senegal	-	1	1
Sierra Leone	2	6	8
South Africa	-	1	1
Sudan	2	2	4
Swaziland	-	1	1
Tanzania	1	5	6
Togo	-	1	1
Uganda	3	7	10
United Kingdom	1	-	1

COUNTRY	GENDER		TOTAL
	F	M	
United States	2	1	3
Zambia	2	-	2
Zimbabwe	4	2	6
<b>Total</b>	26555	35791	62346

## UNDERGRADUATE ENROLMENT OF INTERNATIONAL STUDENTS

COLLEGE	FACULTY	GENDER		TOTAL
		F	M	
AGRICULTURE AND NATURAL RESOURCES	Agriculture	1	11	12
ART AND BUILT ENVIRONMENT	Art	2	3	5
	Built Environment	6	19	25
ENGINEERING	Civil and Geo-Engineering	9	39	48
	Electrical and Computer Engineering	12	40	52
	Mechanical and Chemical Engineering	12	52	64
HEALTH SCIENCES	Allied Health Sciences	30	8	38
	Dental School	10	-	10
	Pharmacy and Pharmaceutical Sciences	98	50	148
	School of Medical Sciences	68	35	103
	School of Veterinary Medicine	1	2	3
HUMANITIES AND SOCIAL SCIENCES	KNUST School of Business	7	11	18
	Law	18	4	22
	Social Sciences	13	13	26
SCIENCE	Biosciences	19	21	40
	Physical and Computational Sciences	6	11	17
<b>Total</b>		<b>312</b>	<b>319</b>	<b>631</b>



## POSTGRADUATE ENROLMENT OF INTERNATIONAL STUDENTS

COLLEGE	FACULTY	GENDER		TOTAL
		F	M	
AGRICULTURE AND NATURAL RESOURCES	Agriculture	2	6	8
	Renewable Natural Resources	1	1	2
ART AND BUILT ENVIRONMENT	Art	1	-	1
	Built Environment	2	10	12
ENGINEERING	Civil and Geo-Engineering	14	15	29
	Mechanical and Chemical Engineering	3	4	7
HEALTH SCIENCES	Pharmacy and Pharmaceutical Sciences	-	1	1
	School of Medical Sciences	2	2	4
	School of Public Health	-	1	1
HUMANITIES AND SOCIAL SCIENCES	KNUST School of Business	-	2	2
	Law	1	-	1
	Social Sciences	1	2	3
INSTITUTE OF DISTANCE LEARNING	Institute of Distance Learning	2	-	2
SCIENCE	Biosciences	1	2	3
	Physical and Computational Sciences	2	4	6
<b>Total</b>		<b>32</b>	<b>50</b>	<b>82</b>

## GENDER DISTRIBUTION (JUNIOR STAFF)

COLLEGE	FACULTY	DEPARTMENT	JUNIOR STAFF		
			M	F	T
		Academic Affairs	-	1	1
		Accra Guesthouse	7	5	12
		Admissions Office	1	-	1
		Africa Hall	4	2	6
		Catholic Chaplaincy	1	2	3
		Centre for Business Development	1	-	1
		Community Centre	1	-	1
		Dean of Students	13	8	21
		Development Office	4	1	5
		Environmental Quality Unit	7	1	8
		Estate Organisation	16	7	23
		Examinations Office	2	-	2
		Finance Office	2	3	5
		Fire Preventive Unit	2	-	2
		General Administration	4	3	7
		Graduate Hostel	-	1	1
		Grounds and Gardens	18	5	23
		HRD	2	-	2
		Independence Hall	7	-	7
		International Programmes Office	-	1	1
		KNUST Basic Schools	10	23	33

GENDER DISTRIBUTION (JUNIOR STAFF)

COLLEGE	FACULTY	DEPARTMENT	JUNIOR STAFF		
			M	F	T
		Legal and Welfare	2	-	2
		Library	16	13	29
		Maintenance	52	3	55
		Photocopy Unit	4	-	4
		Printing Press	14	7	21
		Procurement Office	3	-	3
		Protestant Chaplaincy	1	-	1
		Quality Assurance and Planning Unit	-	1	1
		Queen Elizabeth II Hall	3	-	3
		Registrar's Office	2	-	2
		Republic Hall	12	1	13
		Sanitary Department	65	7	72
		School of Graduate Studies	1	-	1
		Security Service	209	13	222
		Senior Staff Club	4	4	8
		Sports Directorate	7	-	7
		Spring Hostel	1	-	1
		Steven Paris Hostel	6	-	6
		Student Affairs	1	-	1
		Swimming Pool	1	-	1
		Transport	9	-	9
		UITS	-	2	2

GENDER DISTRIBUTION (JUNIOR STAFF)

COLLEGE	FACULTY	DEPARTMENT	JUNIOR STAFF		
			M	F	T
		Unity Hall	9	-	9
		University Hall	9	-	9
		University Hospital	18	17	35
		University Relations Office	-	1	1
		University Stores	-	1	1
		Vice-Chancellor's Office	3	-	3
		<b>Total (Departments)</b>	<b>554</b>	<b>133</b>	<b>687</b>
	<b>Total (Faculties)</b>	<b>554</b>	<b>133</b>	<b>687</b>	
AGRICULTURE AND NATURAL RESOURCES		Bureau of Integrated Rural Development	3	1	4
		Provost's Office - College of Agriculture and Natural Resources	7	2	9
		<b>Total (Departments)</b>	<b>10</b>	<b>3</b>	<b>13</b>
	Agriculture	Agricultural Economics, Agribusiness and Extension	1	-	1
		Agricultural Research Station	8	3	11
		Animal Science	7	-	7
		Crop and Soil Sciences	10	1	11
		Dean's Office - Faculty of Agriculture	1	-	1
		Horticulture	6	-	6
		KNUST Dairy/Beef Cattle Research Station	7	2	9
	<b>Total (Departments)</b>	<b>40</b>	<b>6</b>	<b>46</b>	
	Renewable Natural Resources	Dean's Office - Faculty of Renewable Natural Resources	7	-	7
		<b>Total (Department)</b>	<b>7</b>	<b>-</b>	<b>7</b>
		<b>Total (Faculties)</b>	<b>57</b>	<b>9</b>	<b>66</b>

GENDER DISTRIBUTION (JUNIOR STAFF)

COLLEGE	FACULTY	DEPARTMENT	JUNIOR STAFF		
			M	F	T
ART AND BUILT ENVIRONMENT		Provost's Office - College of Art and Built Environment	10	3	13
		<b>Total (Department)</b>	<b>10</b>	<b>3</b>	<b>13</b>
	Art	Communication Design	2	1	3
		Educational Innovations in Science and Technology	1	-	1
		Industrial Art	3	-	3
		Painting and Sculpture	5	2	7
		Publishing Studies	1	-	1
		<b>Total (Departments)</b>	<b>12</b>	<b>3</b>	<b>15</b>
	Built Environment	Architecture	1	-	1
		Construction Technology and Management	3	-	3
		Land Economy	1	-	1
		<b>Total (Departments)</b>	<b>5</b>	<b>-</b>	<b>5</b>
	Institute of Land Management and Administration	Centre for Settlement Studies	5	-	5
		<b>Total (Department)</b>	<b>5</b>	<b>-</b>	<b>5</b>
		<b>Total (Faculties)</b>	<b>32</b>	<b>6</b>	<b>38</b>
ENGINEERING		Provost's Office - College of Engineering	11	3	14
		Technology Consultancy Centre	1	-	1
		<b>Total (Departments)</b>	<b>12</b>	<b>3</b>	<b>15</b>
	Civil and Geo-Engineering	Geomatic Engineering	3	1	4
		<b>Total (Department)</b>	<b>3</b>	<b>1</b>	<b>4</b>
	Electrical and Computer Engineering	Electrical and Electronic Engineering	1	-	1
		<b>Total (Department)</b>	<b>1</b>	<b>-</b>	<b>1</b>

GENDER DISTRIBUTION (JUNIOR STAFF)

COLLEGE	FACULTY	DEPARTMENT	JUNIOR STAFF		
			M	F	T
	Mechanical and Chemical Engineering	Agricultural and Biosystems Engineering	3	1	4
		Chemical Engineering	-	1	1
		Mechanical Engineering	2	1	3
		<b>Total (Departments)</b>	<b>5</b>	<b>3</b>	<b>8</b>
	<b>Total (Faculties)</b>		<b>21</b>	<b>7</b>	<b>28</b>
HEALTH SCIENCES		Hale and Hearty Sports Centre	1	1	2
		Provost's Office - College of Health Sciences	11	3	14
		<b>Total (Departments)</b>	<b>12</b>	<b>4</b>	<b>16</b>
	Allied Health Sciences	Dean's Office - Faculty of Allied Health Sciences	3	2	5
		Sports and Exercise Science	1	-	1
		<b>Total (Departments)</b>	<b>4</b>	<b>2</b>	<b>6</b>
	KNUST School of Medicine and Dentistry	Anatomy	5	-	5
		Clinical Students Hostel - KATH	13	-	13
		Dean's Office - KNUST School of Medicine and Dentistry	3	-	3
		Obstetrics and Gynaecology	1	-	1
		Physiology	1	-	1
		<b>Total (Departments)</b>	<b>23</b>	<b>-</b>	<b>23</b>
	Pharmacy and Pharmaceutical Sciences	Dean's Office - Faculty of Pharmacy and Pharm. Sciences	1	-	1
		Pharmaceutical Chemistry	2	1	3
		Pharmaceutics	1	-	1
		Pharmacognosy	2	-	2

GENDER DISTRIBUTION (JUNIOR STAFF)

COLLEGE	FACULTY	DEPARTMENT	JUNIOR STAFF			
			M	F	T	
		Pharmacology	1	-	1	
		Pharmacy Practice	2	-	2	
		<b>Total (Departments)</b>	<b>9</b>	<b>1</b>	<b>10</b>	
	<b>Total (Faculties)</b>	<b>48</b>	<b>7</b>	<b>55</b>		
HUMANITIES AND SOCIAL SCIENCES		Provost's Office - College of Humanities and Social Sciences	6	5	11	
		<b>Total (Department)</b>	<b>6</b>	<b>5</b>	<b>11</b>	
		Centre for Cultural and African Studies	1	-	1	
			<b>Total (Department)</b>	<b>1</b>	<b>-</b>	<b>1</b>
	KNUST School of Business	Dean's Office - KNUST School of Business	-	2	2	
		<b>Total (Department)</b>	<b>-</b>	<b>2</b>	<b>2</b>	
	Law	Dean's Office - Faculty of Law	1	1	2	
		<b>Total (Department)</b>	<b>1</b>	<b>1</b>	<b>2</b>	
	Social Sciences	Dean's Office - Faculty of Social Sciences	1	2	3	
		Economics	1	-	1	
		Geography and Rural Development	1	-	1	
		<b>Total (Departments)</b>	<b>3</b>	<b>2</b>	<b>5</b>	
	<b>Total (Faculties)</b>	<b>11</b>	<b>10</b>	<b>21</b>		
INSTITUTE OF DISTANCE LEARNING		Institute of Distance Learning	3	1	4	
		<b>Total (Department)</b>	<b>3</b>	<b>1</b>	<b>4</b>	
	<b>Total (Faculties)</b>	<b>3</b>	<b>1</b>	<b>4</b>		

GENDER DISTRIBUTION (JUNIOR STAFF)

COLLEGE	FACULTY	DEPARTMENT	JUNIOR STAFF			
			M	F	T	
SCIENCE		Provost's Office - College of Science	7	4	11	
		<b>Total (Department)</b>	<b>7</b>	<b>4</b>	<b>11</b>	
	Biosciences	Biochemistry and Biotechnology	2	1	3	
		Botanical Gardens	4	-	4	
		Dean's Office - Faculty of Biosciences	-	1	1	
		Optometry and Visual Science	1	-	1	
		Theoretical and Applied Biology	1	-	1	
		<b>Total (Departments)</b>	<b>8</b>	<b>2</b>	<b>10</b>	
	Physical and Computational Sciences	Chemistry	1	-	1	
		Physics	1	-	1	
		<b>Total (Departments)</b>	<b>2</b>	<b>-</b>	<b>2</b>	
		<b>Total (Faculties)</b>		<b>17</b>	<b>6</b>	<b>23</b>
	<b>TOTAL</b>			<b>743</b>	<b>179</b>	<b>922</b>



## GENDER DISTRIBUTION (SENIOR STAFF)

COLLEGE	FACULTY	DEPARTMENT	SENIOR STAFF		
			M	F	T
		Academic Affairs	1	1	2
		Accra Guesthouse	2	7	9
		Admissions Office	3	-	3
		Affiliations Office	-	1	1
		Africa Hall	6	3	9
		Centre for Business Development	-	1	1
		Dean of Students	2	1	3
		Development Office	10	3	13
		Environmental Quality Unit	5	1	6
		Estate Organisation	5	2	7
		Examinations Office	1	1	2
		Finance Office	18	12	30
		Fire Preventive Unit	5	-	5
		General Administration	8	1	9
		Graduate Hostel	2	-	2
		Grounds and Gardens	2	1	3
		GUSSS Secretariat	3	-	3
		HRD	5	4	9
		Independence Hall	4	2	6
		Internal Audit	5	3	8
		International Programmes Office	-	1	1

GENDER DISTRIBUTION (SENIOR STAFF)

COLLEGE	FACULTY	DEPARTMENT	SENIOR STAFF		
			M	F	T
		KNUST Basic Schools	83	94	177
		KNUST Counselling Centre	-	1	1
		Legal and Welfare	-	2	2
		Library	18	18	36
		Maintenance	55	1	56
		Office of Grants and Research	1	-	1
		Photocopy Unit	4	2	6
		Printing Press	18	8	26
		Procurement Office	4	2	6
		Protestant Chaplaincy	2	-	2
		Quality Assurance and Planning Unit	1	2	3
		Queen Elizabeth II Hall	7	-	7
		Registrar's Office	4	1	5
		Republic Hall	9	1	10
		Sanitary Department	1	-	1
		School of Graduate Studies	1	4	5
		Security Service	30	9	39
		Senior Staff Club	2	3	5
		Sports Directorate	3	1	4
		Spring Hostel	2	-	2
		Student Affairs	-	1	1
		Transport	4	2	6

GENDER DISTRIBUTION (SENIOR STAFF)

COLLEGE	FACULTY	DEPARTMENT	SENIOR STAFF		
			M	F	T
		UITS	16	1	17
		Unity Hall	6	1	7
		University Hall	7	2	9
		University Hospital	54	99	153
		University Relations Office	1	3	4
		University Stores	1	1	2
		Vice-Chancellor's Office	5	3	8
		Wilkado Hostel	1	-	1
		<b>Total (Departments)</b>	<b>427</b>	<b>307</b>	<b>734</b>
		<b>Total (Faculties)</b>	<b>427</b>	<b>307</b>	<b>734</b>
AGRICULTURE AND NATURAL RESOURCES		Bureau of Integrated Rural Development	1	-	1
		Provost's Office - College of Agriculture and Natural Resources	11	9	20
		<b>Total (Departments)</b>	<b>12</b>	<b>9</b>	<b>21</b>
	Agriculture	Agricultural Economics, Agribusiness and Extension	-	1	1
		Agricultural Research Station	5	1	6
		Animal Science	3	1	4
		Crop and Soil Sciences	8	3	11
		Dean's Office - Faculty of Agriculture	1	3	4
		Horticulture	7	-	7
		KNUST Dairy/Beef Cattle Research Station	2	-	2
<b>Total (Departments)</b>	<b>26</b>	<b>9</b>	<b>35</b>		

GENDER DISTRIBUTION (SENIOR STAFF)

COLLEGE	FACULTY	DEPARTMENT	SENIOR STAFF		
			M	F	T
	Renewable Natural Resources	Agroforestry	-	1	1
		Dean's Office - Faculty of Renewable Natural Resources	3	3	6
		Fisheries and Watershed Management	1	-	1
		Forest Resources Technology	2	-	2
		Silviculture and Forest Management	2	1	3
		Wildlife and Range Management	1	2	3
		Wood Science and Technology	2	1	3
		<b>Total (Departments)</b>	<b>11</b>	<b>8</b>	<b>19</b>
	<b>Total (Faculties)</b>	<b>49</b>	<b>26</b>	<b>75</b>	
ART AND BUILT ENVIRONMENT		Provost's Office - College of Art and Built Environment	10	4	14
		<b>Total (Department)</b>	<b>10</b>	<b>4</b>	<b>14</b>
	Art	Communication Design	6	1	7
		Dean's Office - Faculty of Art	1	2	3
		Educational Innovations in Science and Technology	-	1	1
		Industrial Art	4	2	6
		Integrated Rural Art and Industry	3	3	6
		Painting and Sculpture	4	-	4
		Publishing Studies	4	2	6
		<b>Total (Departments)</b>	<b>22</b>	<b>11</b>	<b>33</b>

GENDER DISTRIBUTION (SENIOR STAFF)

COLLEGE	FACULTY	DEPARTMENT	SENIOR STAFF			
			M	F	T	
	Built Environment	Construction Technology and Management	3	-	3	
		Dean's Office - Faculty of Built Environment	-	1	1	
		Land Economy	-	1	1	
		Planning	1	1	2	
		<b>Total (Departments)</b>	<b>4</b>	<b>3</b>	<b>7</b>	
	Institute of Land Management and Administration	Centre for Settlement Studies	3	1	4	
		Dean's Office - Institute of Land Management and Administration	-	1	1	
		<b>Total (Department)</b>	<b>3</b>	<b>2</b>	<b>5</b>	
	<b>Total (Faculties)</b>			<b>39</b>	<b>20</b>	<b>59</b>
	ENGINEERING		Provost's Office - College of Engineering	15	3	18
Technology Consultancy Centre			2	3	5	
<b>Total (Departments)</b>			<b>17</b>	<b>6</b>	<b>23</b>	
Civil and Geo-Engineering		Civil Engineering	5	1	6	
		Dean's Office - Faculty of Civil and Geo-Engineering	-	1	1	
		Geological Engineering	1	2	3	
		Geomatic Engineering	6	4	10	
		Petroleum Engineering	5	1	6	
		<b>Total (Departments)</b>	<b>17</b>	<b>9</b>	<b>26</b>	
Electrical and Computer Engineering		Computer Engineering	1	2	3	
		Electrical and Electronic Engineering	9	2	11	
		<b>Total (Departments)</b>	<b>10</b>	<b>4</b>	<b>14</b>	

COLLEGE	FACULTY	DEPARTMENT	SENIOR STAFF		
			M	F	T
	Mechanical and Chemical Engineering	Agricultural and Biosystems Engineering	3	1	4
		Chemical Engineering	5	1	6
		Dean's Office - Faculty of Mechanical and Chemical Engineering	-	1	1
		Materials Engineering	1	2	3
		Mechanical Engineering	13	-	13
		<b>Total (Departments)</b>	<b>22</b>	<b>5</b>	<b>27</b>
	<b>Total (Faculties)</b>	<b>66</b>	<b>24</b>	<b>90</b>	
HEALTH SCIENCES		Central Laboratory	3	1	4
		Hale and Hearty Sports Centre	1	-	1
		Provost's Office - College of Health Sciences	10	4	14
		<b>Total (Departments)</b>	<b>14</b>	<b>5</b>	<b>19</b>
	Allied Health Sciences	Dean's Office - Faculty of Allied Health Sciences	-	1	1
		Medical Diagnostics	2	1	3
		Nursing	-	1	1
		<b>Total (Departments)</b>	<b>2</b>	<b>3</b>	<b>5</b>
	KNUST School of Medicine and Dentistry	Anatomy	3	2	5
		Behavioural Sciences	1	1	2
		Centre for Disability and Rehabilitation Studies	1	1	2
		Child Health	-	1	1
		Clinical Microbiology	1	1	2
		Clinical Students Hostel - KATH	8	-	8

GENDER DISTRIBUTION (SENIOR STAFF)

COLLEGE	FACULTY	DEPARTMENT	SENIOR STAFF		
			M	F	T
		Community Health	1	-	1
		Dean's Office - KNUST School of Medicine and Dentistry	5	6	11
		Eye, Ear, Nose And Throat	2	-	2
		Medicine	-	1	1
		Molecular Medicine	4	-	4
		Obstetrics and Gynaecology	1	-	1
		Pathology	-	1	1
		Physiology	-	1	1
		Simulation Centre	4	-	4
		Surgery	1	-	1
		<b>Total (Departments)</b>	<b>32</b>	<b>15</b>	<b>47</b>
	Pharmacy and Pharmaceutical Sciences	Dean's Office - Faculty of Pharmacy and Pharm. Sciences	1	3	4
		Herbal Medicine	1	2	3
		Pharmaceutical Chemistry	2	3	5
		Pharmaceutics	6	1	7
		Pharmacognosy	3	-	3
		Pharmacology	5	-	5
		Pharmacy Practice	1	1	2
	<b>Total (Departments)</b>	<b>19</b>	<b>10</b>	<b>29</b>	
	School of Public Health	Dean's Office - School of Public Health	-	1	1
		<b>Total (Department)</b>	-	<b>1</b>	<b>1</b>

GENDER DISTRIBUTION (SENIOR STAFF)

COLLEGE	FACULTY	DEPARTMENT	SENIOR STAFF		
			M	F	T
	School of Veterinary Medicine	School of Veterinary Medicine	3	1	4
		<b>Total (Department)</b>	<b>3</b>	<b>1</b>	<b>4</b>
	<b>Total (Faculties)</b>		<b>70</b>	<b>35</b>	<b>105</b>
HUMANITIES AND SOCIAL SCIENCES		Provost's Office - College of Humanities and Social Sciences	6	5	11
		<b>Total (Department)</b>	<b>6</b>	<b>5</b>	<b>11</b>
		Centre for Cultural and African Studies	4	3	7
		<b>Total (Department)</b>	<b>4</b>	<b>3</b>	<b>7</b>
	KNUST School of Business	Accounting and Finance	1	-	1
		Dean's Office - KNUST School of Business	2	3	5
		Human Resource and Organisational Development	-	1	1
		Marketing and Corporate Strategy	-	1	1
		Supply Chain and Information Systems	-	1	1
		<b>Total (Departments)</b>	<b>3</b>	<b>6</b>	<b>9</b>
	Law	Dean's Office - Faculty of Law	4	3	7
		<b>Total (Department)</b>	<b>4</b>	<b>3</b>	<b>7</b>
	Social Sciences	Dean's Office - Faculty of Social Sciences	2	1	3
		Economics	1	1	2
		English	-	1	1
		Geography and Rural Development	1	-	1
		History and Political Studies	-	1	1
		Modern Languages	1	-	1



GENDER DISTRIBUTION (SENIOR STAFF)

COLLEGE	FACULTY	DEPARTMENT	SENIOR STAFF		
			M	F	T
		Religious Studies	-	1	1
		Sociology and Social Work	-	1	1
		<b>Total (Departments)</b>	<b>5</b>	<b>6</b>	<b>11</b>
	<b>Total (Faculties)</b>	<b>22</b>	<b>23</b>	<b>45</b>	
INSTITUTE OF DISTANCE LEARNING		Institute of Distance Learning	8	9	17
		<b>Total (Department)</b>	<b>8</b>	<b>9</b>	<b>17</b>
	<b>Total (Faculties)</b>	<b>8</b>	<b>9</b>	<b>17</b>	
SCIENCE		Provost's Office - College of Science	17	1	18
		<b>Total (Department)</b>	<b>17</b>	<b>1</b>	<b>18</b>
	Biosciences	Biochemistry and Biotechnology	4	1	5
		Dean's Office - Faculty of Biosciences	1	-	1
		Food Science and Technology	3	3	6
		Optometry and Visual Science	-	2	2
		Theoretical and Applied Biology	5	2	7
		<b>Total (Departments)</b>	<b>13</b>	<b>8</b>	<b>21</b>
	Physical and Computational Sciences	Chemistry	9	4	13
		Computer Science	3	1	4
		Mathematics	1	1	2
		Physics	10	2	12
		<b>Total (Departments)</b>	<b>23</b>	<b>8</b>	<b>31</b>
	<b>Total (Faculties)</b>	<b>53</b>	<b>17</b>	<b>70</b>	
<b>TOTAL</b>			<b>734</b>	<b>461</b>	<b>1195</b>

## GENDER DISTRIBUTION (SENIOR MEMBER - ACADEMIC)

COLLEGE	FACULTY	DEPARTMENT	SENIOR MEMBER (ACADEMIC)		
			M	F	T
		Library	5	4	9
		<b>Total (Departments)</b>	<b>5</b>	<b>4</b>	<b>9</b>
	<b>Total (Faculties)</b>		<b>5</b>	<b>4</b>	<b>9</b>
AGRICULTURE AND NATURAL RESOURCES		Bureau of Integrated Rural Development	6	2	8
		Provost's Office - College of Agriculture and Natural Resources	1	-	1
		<b>Total (Departments)</b>	<b>7</b>	<b>2</b>	<b>9</b>
	Agriculture	Agricultural Economics, Agribusiness and Extension	16	1	17
		Animal Science	12	3	15
		Crop and Soil Sciences	15	2	17
		Horticulture	7	5	12
		KNUST Dairy/Beef Cattle Research Station	2	-	2
		<b>Total (Departments)</b>	<b>52</b>	<b>11</b>	<b>63</b>
		<b>Total (Faculties)</b>		<b>97</b>	<b>20</b>
	Renewable Natural Resources	Agroforestry	5	1	6
		Fisheries and Watershed Management	8	2	10
		Forest Resources Technology	9	2	11
		Silviculture and Forest Management	5	2	7
		Wildlife and Range Management	6	-	6
		Wood Science and Technology	5	-	5
		<b>Total (Departments)</b>	<b>38</b>	<b>7</b>	<b>45</b>
	<b>Total (Faculties)</b>		<b>97</b>	<b>20</b>	<b>117</b>

GENDER DISTRIBUTION (SENIOR MEMBER - ACADEMIC)

COLLEGE	FACULTY	DEPARTMENT	SENIOR MEMBER (ACADEMIC)			
			M	F	T	
ART AND BUILT ENVIRONMENT		Provost's Office - College of Art and Built Environment	1	-	1	
		<b>Total (Department)</b>	<b>1</b>	<b>-</b>	<b>1</b>	
	Art	Communication Design	11	2	13	
		Educational Innovations in Science and Technology	5	5	10	
		Industrial Art	15	3	18	
		Integrated Rural Art and Industry	8	2	10	
		Painting and Sculpture	16	1	17	
		Publishing Studies	9	2	11	
		<b>Total (Departments)</b>	<b>64</b>	<b>15</b>	<b>79</b>	
	Built Environment	Architecture	17	2	19	
		Construction Technology and Management	18	1	19	
		Land Economy	13	-	13	
		Planning	18	5	23	
		<b>Total (Departments)</b>	<b>66</b>	<b>8</b>	<b>74</b>	
	Institute of Land Management and Administration	Centre for Settlement Studies	5	2	7	
		<b>Total (Department)</b>	<b>5</b>	<b>2</b>	<b>7</b>	
		<b>Total (Faculties)</b>		<b>136</b>	<b>25</b>	<b>161</b>

GENDER DISTRIBUTION (SENIOR MEMBER - ACADEMIC)

COLLEGE	FACULTY	DEPARTMENT	SENIOR MEMBER (ACADEMIC)			
			M	F	T	
ENGINEERING		Provost's Office - College of Engineering	-	1	1	
		Technology Consultancy Centre	4	-	4	
		<b>Total (Departments)</b>	<b>4</b>	<b>1</b>	<b>5</b>	
	Civil and Geo-Engineering	Civil Engineering	23	2	25	
		Geological Engineering	9	-	9	
		Geomatic Engineering	14	-	14	
		Petroleum Engineering	9	-	9	
		<b>Total (Departments)</b>	<b>55</b>	<b>2</b>	<b>57</b>	
	Electrical and Computer Engineering	Computer Engineering	14	1	15	
		Electrical and Electronic Engineering	15	-	15	
		<b>Total (Departments)</b>	<b>29</b>	<b>1</b>	<b>30</b>	
	Mechanical and Chemical Engineering	Agricultural and Biosystems Engineering	14	-	14	
		Chemical Engineering	13	4	17	
		Materials Engineering	8	2	10	
		Mechanical Engineering	22	3	25	
		<b>Total (Departments)</b>	<b>57</b>	<b>9</b>	<b>66</b>	
	<b>Total (Faculties)</b>			<b>145</b>	<b>13</b>	<b>158</b>

GENDER DISTRIBUTION (SENIOR MEMBER - ACADEMIC)

COLLEGE	FACULTY	DEPARTMENT	SENIOR MEMBER (ACADEMIC)		
			M	F	T
HEALTH SCIENCES		Central Laboratory	1	-	1
		<b>Total (Departments)</b>	<b>1</b>	<b>-</b>	<b>1</b>
	Allied Health Sciences	Medical Diagnostics	9	2	11
		Nursing	5	5	10
		Sports and Exercise Science	3	1	4
		<b>Total (Departments)</b>	<b>17</b>	<b>8</b>	<b>25</b>
	KNUST School of Medicine and Dentistry	Anaesthesiology and Intensive Care	4	-	4
		Anatomy	4	1	5
		Basic Diagnostic Oral Health	-	1	1
		Behavioural Sciences	3	2	5
		Child Health	9	1	10
		Child Oral Health and Orthodontics	1	-	1
		Clinical Microbiology	7	2	9
		Community Dentistry	1	-	1
		Community Health	3	-	3
		Dean's Office - KNUST School of Medicine and Dentistry	1	-	1
		Eye, Ear, Nose And Throat	6	1	7
		Medicine	11	3	14
		Molecular Medicine	7	2	9
		Obstetrics and Gynaecology	12	-	12
		Oral and Maxillofacial Sciences	2	-	2

GENDER DISTRIBUTION (SENIOR MEMBER - ACADEMIC)

COLLEGE	FACULTY	DEPARTMENT	SENIOR MEMBER (ACADEMIC)		
			M	F	T
		Pathology	3	-	3
		Physiology	3	1	4
		Radiology	2	-	2
		Surgery	10	-	10
		<b>Total (Departments)</b>	<b>89</b>	<b>14</b>	<b>103</b>
	Pharmacy and Pharmaceutical Sciences	Herbal Medicine	2	-	2
		Pharmaceutical Chemistry	8	1	9
		Pharmaceutics	9	3	12
		Pharmacognosy	5	2	7
		Pharmacology	10	2	12
		Pharmacy Practice	3	3	6
		<b>Total (Departments)</b>	<b>37</b>	<b>11</b>	<b>48</b>
	School of Public Health	Epidemiology and Biostatistics	2	-	2
		Global and International Health	3	-	3
		Health Policy, Management and Economics	2	-	2
		Health Promotion and Education	3	1	4
		Population, Family and Reproductive Health	2	-	2
		<b>Total (Departments)</b>	<b>12</b>	<b>1</b>	<b>13</b>

GENDER DISTRIBUTION (SENIOR MEMBER - ACADEMIC)

COLLEGE	FACULTY	DEPARTMENT	SENIOR MEMBER (ACADEMIC)		
			M	F	T
	School of Veterinary Medicine	Anatomy and Physiology	2	-	2
		School of Veterinary Medicine	3	-	3
		Veterinary Clinical Studies	-	1	1
		Veterinary Pathobiology	1	-	1
		Veterinary Public Health, Food Hygiene and Food Safety	2	-	2
		<b>Total (Departments)</b>	<b>8</b>	<b>1</b>	<b>9</b>
	<b>Total (Faculties)</b>	<b>164</b>	<b>35</b>	<b>199</b>	
HUMANITIES AND SOCIAL SCIENCES		Provost's Office - College of Humanities and Social Sciences	1	-	1
		<b>Total (Department)</b>	<b>1</b>	<b>-</b>	<b>1</b>
		Centre for Cultural and African Studies	2	-	2
		<b>Total (Department)</b>	<b>2</b>	<b>-</b>	<b>2</b>
	KNUST School of Business	Accounting and Finance	11	2	13
		Dean's Office - KNUST School of Business	-	1	1
		Human Resource and Organisational Development	4	4	8
		Marketing and Corporate Strategy	8	1	9
		Supply Chain and Information Systems	9	2	11
		<b>Total (Departments)</b>	<b>32</b>	<b>10</b>	<b>42</b>
	Law	Commercial Law	4	3	7
		Dean's Office - Faculty of Law	-	1	1
		Private Law	1	2	3
		Public Law	5	1	6
		<b>Total (Departments)</b>	<b>10</b>	<b>7</b>	<b>17</b>

GENDER DISTRIBUTION (SENIOR MEMBER - ACADEMIC)

COLLEGE	FACULTY	DEPARTMENT	SENIOR MEMBER (ACADEMIC)		
			M	F	T
	Social Sciences	Dean's Office - Faculty of Social Sciences	-	1	1
		Economics	10	2	12
		English	11	4	15
		Geography and Rural Development	15	2	17
		History and Political Studies	10	1	11
		Modern Languages	11	5	16
		Religious Studies	16	1	17
		Sociology and Social Work	14	4	18
		<b>Total (Departments)</b>	<b>87</b>	<b>20</b>	<b>107</b>
	<b>Total (Faculties)</b>		<b>132</b>	<b>37</b>	<b>169</b>
INSTITUTE OF DISTANCE LEARNING		Institute of Distance Learning	1	-	1
		<b>Total (Department)</b>	<b>1</b>	<b>-</b>	<b>1</b>
	<b>Total (Faculties)</b>		<b>1</b>	<b>-</b>	<b>1</b>
SCIENCE		Provost's Office - College of Science	1	-	1
		<b>Total (Department)</b>	<b>1</b>	<b>-</b>	<b>1</b>
	Biosciences	Biochemistry and Biotechnology	15	4	19
		Food Science and Technology	10	4	14
		Optometry and Visual Science	9	3	12
		Theoretical and Applied Biology	25	2	27
<b>Total (Departments)</b>	<b>59</b>	<b>13</b>	<b>72</b>		



GENDER DISTRIBUTION (SENIOR MEMBER - ACADEMIC)

COLLEGE	FACULTY	DEPARTMENT	SENIOR MEMBER (ACADEMIC)		
			M	F	T
	Physical and Computational Sciences	Chemistry	17	3	20
		Computer Science	12	-	12
		Mathematics	31	1	32
		Physics	24	-	24
		<b>Total (Departments)</b>	<b>84</b>	<b>4</b>	<b>88</b>
	<b>Total (Faculties)</b>		<b>144</b>	<b>17</b>	<b>161</b>
<b>TOTAL</b>			<b>824</b>	<b>151</b>	<b>975</b>

## GENDER DISTRIBUTION (SENIOR MEMBER - ADMINISTRATIVE)

COLLEGE	FACULTY	DEPARTMENT	SENIOR MEMBER (ADMINISTRATIVE)		
			M	F	T
		Academic Affairs	-	1	1
		Admissions Office	-	1	1
		Affiliations Office	-	1	1
		Dean of Students	3	2	5
		Development Office	6	2	8
		Estate Organisation	1	1	2
		Examinations Office	-	1	1
		Finance Office	12	2	14
		General Administration	1	2	3
		GUSSS Secretariat	2	-	2
		HRD	4	1	5
		Internal Audit	2	-	2
		International Programmes Office	-	1	1
		KNUST Accra Office	1	-	1
		KNUST Basic Schools	1	1	2
		KNUST Counselling Centre	-	2	2
		Legal and Welfare	2	2	4
		Library	-	1	1
		Maintenance	-	1	1
		Office of Grants and Research	-	2	2

GENDER DISTRIBUTION (SENIOR MEMBER - ADMINISTRATIVE)

COLLEGE	FACULTY	DEPARTMENT	SENIOR MEMBER (ADMINISTRATIVE)		
			M	F	T
		Photocopy Unit	1	-	1
		Printing Press	1	1	2
		Procurement Office	2	1	3
		Protestant Chaplaincy	1	-	1
		Quality Assurance and Planning Unit	2	2	4
		Queen Elizabeth II Hall	-	1	1
		Registrar's Office	1	1	2
		School of Graduate Studies	3	-	3
		Security Service	1	-	1
		Sports Directorate	1	-	1
		Student Affairs	-	1	1
		UITS	10	-	10
		Unity Hall	-	1	1
		University Hall	1	-	1
		University Hospital	14	7	21
		University Relations Office	1	1	2
		University Stores	-	1	1
		Vice-Chancellor's Office	1	-	1
		<b>Total (Departments)</b>	<b>75</b>	<b>41</b>	<b>116</b>
	<b>Total (Faculties)</b>		<b>75</b>	<b>41</b>	<b>116</b>

GENDER DISTRIBUTION (SENIOR MEMBER - ADMINISTRATIVE)

COLLEGE	FACULTY	DEPARTMENT	SENIOR MEMBER (ADMINISTRATIVE)			
			M	F	T	
AGRICULTURE AND NATURAL RESOURCES		Provost's Office - College of Agriculture and Natural Resources	2	1	3	
		<b>Total (Departments)</b>	<b>2</b>	<b>1</b>	<b>3</b>	
	Agriculture	Dean's Office - Faculty of Agriculture	-	1	1	
		<b>Total (Departments)</b>	<b>-</b>	<b>1</b>	<b>1</b>	
	Renewable Natural Resources	Dean's Office - Faculty of Renewable Natural Resources	-	1	1	
		<b>Total (Departments)</b>	<b>-</b>	<b>1</b>	<b>1</b>	
	<b>Total (Faculties)</b>			<b>2</b>	<b>3</b>	<b>5</b>
	ART AND BUILT ENVIRONMENT		Provost's Office - College of Art and Built Environment	2	1	3
<b>Total (Departments)</b>			<b>2</b>	<b>1</b>	<b>3</b>	
Art		Dean's Office - Faculty of Art	-	1	1	
		<b>Total (Departments)</b>	<b>-</b>	<b>1</b>	<b>1</b>	
Built Environment		Dean's Office - Faculty of Built Environment	-	1	1	
		<b>Total (Departments)</b>	<b>-</b>	<b>1</b>	<b>1</b>	
Educational Studies		Dean's Office - Faculty of Educational Studies	2	-	2	
		<b>Total (Departments)</b>	<b>2</b>	<b>-</b>	<b>2</b>	
<b>Total (Faculties)</b>			<b>4</b>	<b>3</b>	<b>7</b>	
ENGINEERING			Provost's Office - College of Engineering	4	-	4
	<b>Total (Departments)</b>		<b>4</b>	<b>-</b>	<b>4</b>	
	<b>Total (Faculties)</b>			<b>4</b>	<b>-</b>	<b>4</b>

GENDER DISTRIBUTION (SENIOR MEMBER - ADMINISTRATIVE)

COLLEGE	FACULTY	DEPARTMENT	SENIOR MEMBER (ADMINISTRATIVE)		
			M	F	T
HEALTH SCIENCES		Provost's Office - College of Health Sciences	2	-	2
		<b>Total (Department)</b>	<b>2</b>	<b>-</b>	<b>2</b>
	Allied Health Sciences	Dean's Office - Faculty of Allied Health Sciences	-	1	1
		<b>Total (Department)</b>	<b>-</b>	<b>1</b>	<b>1</b>
	KNUST School of Medicine and Dentistry	Dean's Office - KNUST School of Medicine and Dentistry	1	-	1
		<b>Total (Department)</b>	<b>1</b>	<b>-</b>	<b>1</b>
	Pharmacy and Pharmaceutical Sciences	Dean's Office - Faculty of Pharmacy and Pharm. Sciences	1	-	1
		<b>Total (Department)</b>	<b>1</b>	<b>-</b>	<b>1</b>
	School of Public Health	Dean's Office - School of Public Health	1	-	1
		<b>Total (Department)</b>	<b>1</b>	<b>-</b>	<b>1</b>
	School of Veterinary Medicine	School of Veterinary Medicine	1	-	1
		<b>Total (Department)</b>	<b>1</b>	<b>-</b>	<b>1</b>
	<b>Total (Faculties)</b>			<b>6</b>	<b>1</b>
HUMANITIES AND SOCIAL SCIENCES		Provost's Office - College of Humanities and Social Sciences	3	-	3
		<b>Total (Department)</b>	<b>3</b>	<b>-</b>	<b>3</b>
	KNUST School of Business	Dean's Office - KNUST School of Business	1	1	2
		<b>Total (Department)</b>	<b>1</b>	<b>1</b>	<b>2</b>
	Law	Dean's Office - Faculty of Law	1	-	1
		<b>Total (Department)</b>	<b>1</b>	<b>-</b>	<b>1</b>

GENDER DISTRIBUTION (SENIOR MEMBER - ADMINISTRATIVE)

COLLEGE	FACULTY	DEPARTMENT	SENIOR MEMBER (ADMINISTRATIVE)		
			M	F	T
	Social Sciences	Dean's Office - Faculty of Social Sciences	1	-	1
		<b>Total (Department)</b>	<b>1</b>	<b>-</b>	<b>1</b>
	<b>Total (Faculties)</b>		<b>6</b>	<b>1</b>	<b>7</b>
INSTITUTE OF DISTANCE LEARNING		Institute of Distance Learning	8	2	10
		<b>Total (Department)</b>	<b>8</b>	<b>2</b>	<b>10</b>
	<b>Total (Faculties)</b>		<b>8</b>	<b>2</b>	<b>10</b>
SCIENCE		Provost's Office - College of Science	5	1	6
		<b>Total (Department)</b>	<b>5</b>	<b>1</b>	<b>6</b>
	<b>Total (Faculties)</b>		<b>5</b>	<b>1</b>	<b>6</b>
<b>TOTAL</b>			<b>110</b>	<b>52</b>	<b>162</b>

## HALLS OF RESIDENCE

HALL	GENDER	NO. OF STUDENTS	NO. OF ROOMS	NO. OF FLOORS	NO. OF KITCHENETTES
Queen Elizabeth II	Male	768	192	12	-
	Female	408	102	3	
University	Male	384	96	7	-
	Female	788	198	5	5
Unity	Male	896	224	8	-
	Female	896	224	8	
Republic	Male	560	161	11	-
	Female	616	133	7	
Independence	Male	784	196	11	1
	Female	392	98	4	
Africa	Male	384	96	8	1
	Female	376	96	8	
Otumfuor Osei Agyemang Prempeh II Hostel	Male	140	70	3	70
	Female	113	57		57
Otumfuor Opoku Ware II Hostel	Male	263	132	4	128
	Female	188	94		94
Nana Afia Serwaa Kobi Ampem Hostel	Male	489	122	4	122
	Female	444	111		111
Chancellor's Hall	Male	360	90	6	90
	Female	589	147		147
Brunei Complex	Male	917	305	7	305
	Female	844	281		281
<b>Total</b>		<b>11599</b>	<b>3225</b>	<b>116</b>	<b>1412</b>

## APPROVED HOSTELS

NO.	HOSTELS	NO. OF STUDENTS		TOTAL	NO. OF ROOMS	NO. OF FLOORS	KITCHENETTES	TOILET FAC.
		MALE	FEMALE					
1	ABANDANT GRACE	56	24	80	28	2	4	28
2	ADOM BI HOSTEL	185	142	327	110	4	-	110
3	ADWOA AKYEAA HOSTEL	74	24	98	40	3	2	40
4	AFRANE HOSTEL	47	35	82	40	2	-	40
5	AMANDA HOSTEL	48	56	104	35	3	-	35
6	AMEN HOSTEL (ANNEX)	72	56	128	58	4	-	58
7	AMEN HOSTEL (INN)	68	42	110	56	4	-	56
8	AMEN HOSTEL (MAIN)	27	20	47	47	2	-	47
9	AMERICAN HOSTEL	40	36	76	36	3	-	36
10	ANAROSA HOSTEL	41	25	66	34	3	-	34
11	ANGLICAN HOSTEL	110	40	150	80	4	-	80
12	ASANSIKA HOSTEL	60	36	96	62	3	-	62
13	BANIVILLAS HOSTEL	58	40	98	79	3	-	80
14	BEACON HOSTEL	85	32	117	39	3	-	39
15	BESCO HOSTEL	62	19	81	45	2	-	45
16	BO EXECUTIVE HOSTEL	30	38	68	22	3	-	22
17	BY HIS GRACE HOSTEL	68	97	165	59	3	-	59
18	CAESARS PALACE	65	34	99	42	4	-	42
19	CANADIAN HOSTEL	22	18	40	21	2	-	21
20	CANAM HOSTEL	63	13	76	19	2	-	19
21	CANAM HOSTEL (ANNEX)	98	82	180	102	4	-	102



APPROVED HOSTELS

NO.	HOSTELS	NO. OF STUDENTS		TOTAL	NO. OF ROOMS	NO. OF FLOORS	KITCHENETTES	TOILET FAC.
		MALE	FEMALE					
22	CELIA ROYAL HOSTEL	22	14	36	18	1	4	18
23	CEPOS HOSTEL	60	22	82	50	3	—	50
24	CRYSTAL ROSE HOSTEL	190	110	300	150	4	—	150
25	DAKENS HOSTEL	54	28	82	42	3	—	42
26	DR. SARFO HOSTEL	78	42	120	59	3	—	59
27	ENIN HOSTEL	16	22	38	19		—	22
28	F. PLAZA	82	20	102	50		—	50
29	FLINT XCLUSIV HOSTEL	145	172	317	136		—	137
30	FRANCO HOSTEL	86	44	130	40		—	40
31	FRANCO HOSTEL ANNEX	80	50	130	40		—	40
32	FRONTLINE APARTMENT	93	40	133	43		—	43
33	FRONTLINE COURT	69	34	103	36		—	36
34	FRONTLINE INN	130	63	193	65		—	65
35	GEORGIA HOSTEL	160	42	202	100		—	100
36	GEORGE EMPIRE	21	42	63	29		—	30
37	GHANA HOSTELS	202	162	364	276		—	276
38	GLORY BE TO GOD ANNE	52	40	92	30		—	30
39	HIGH ACHIEVERS	84	22	106	50		—	50
40	HONESTY STUDENTS HOSTEL	56	28	84	32		—	23
41	HYDES HOSTEL	38	26	64	28		—	28
42	JALEX HOSTEL	68	20	88	30		—	30
43	JECADO HOSTEL	52	24	76	30		—	30
44	JENEST HOSTEL	78	60	138	30		—	30

NO.	HOSTELS	NO. OF STUDENTS		TOTAL	NO. OF ROOMS	NO. OF FLOORS	KITCHENETTES	TOILET FAC.
		MALE	FEMALE					
45	JITA HOSTEL	40	28	68	20		–	21
46	JOHANNES HOSTEL	80	20	100	50		–	51
47	LONG ISLAND HOSTEL	40	26	66	26		–	26
48	MASS HOSTEL	90	60	150	60		–	60
49	MILLENIUM LIGHT HOSTEL	60	12	72	32		–	47
50	MORNING STAR (ANNEX)	70	85	155	84		–	84
51	MORNING STAR (MAIN)	42	10	52	28		–	28
52	NANA ADOMA HOSTEL	180	68	248	112		–	112
53	NEVADA HOSTEL	92	148	240	80		–	73
54	NEW FRANCO ANNEX	85	17	102	34		–	34
55	NO WEAPON ANNEX	45	52	97	54		–	54
56	NYAME MIREKU HOSTEL	38	82	120	60	3	–	60
57	ORANGE HOSTEL	52	12	64	31	4	–	32
58	OUTLOOK HOSTEL	18	12	30	15	2	–	16
59	P III HOSTEL	160	120	280	90	4	–	91
60	PINAMANG HOSTEL	128	126	254	80	5	–	81
61	PRESTIGE HOSTEL	78	50	128	66	3	–	67
62	R & B HOSTEL	82	42	124	44	3	–	44
63	RISING STAR HOSTEL	85	28	113	51	3	–	52
64	RISING SUN HOSTEL	62	27	89	30	2	–	30
65	ROYAL GATE HOSTEL	89	44	133	41	3	–	42
66	SHALORM KIBUTZ HOSTEL	30	18	48	59	2	–	59
67	SHOWERS OF BLESSING	42	10	52	26	2	–	26

APPROVED HOSTELS

NO.	HOSTELS	NO. OF STUDENTS		TOTAL	NO. OF ROOMS	NO. OF FLOORS	KITCHENETTES	TOILET FAC.
		MALE	FEMALE					
68	SHEPERDS VILLES	90	63	153	51	3	–	52
69	SPLENDOR HOSTEL	220	150	370	150	3	–	151
70	STANDARD HOSTEL	83	49	132	40	3	–	40
71	THE BEST HOSTEL	36	18	54	20	2	–	20
72	ULTIMATE HOSTEL (EVANDY)	358	182	540	247	3	–	248
73	VICTORY TOWERS	68	32	100	50	3	–	50
74	WAGYINGO HOSTEL	110	80	190	90	4	–	92
75	WESTEND HOSTEL	190	164	354	100	3	–	102
76	WHITE HOUSE HOSTEL	96	82	178	50	3	–	50
77	WHITPAM A.	84	34	118	50	3	–	50
78	WHITPAM B.	60	58	118	50	3	–	50
79	WILKADO HOSTEL	112	80	192	64	3	–	64

## NOTES



